

Williamson-Travis Counties Municipal Utility District #1

General Manager Report

Board of Directors Meeting

March 20th, 2024

WILLIAMSON-TRAVIS COUNTIES MUD #1

Table of Contents

Meeting Agenda ..... ……..3
General District Information.....5
Committee List 7
Contact List 8
General Manager's Report 9

WILLIAMSON-TRAVIS COUNTIES MUNICIPAL UTILITY DISTRICT NO. 1
OF
WILLIAMSON AND TRAVIS COUNTIES, TEXAS

TO: THE BOARD OF DIRECTORS OF WILLIAMSON-TRAVIS COUNTIES MUNICIPAL UTILITY DISTRICT NO. 1 OF WILLIAMSON-TRAVIS COUNTIES, TEXAS, AND TO ALL OTHER INTERESTED PERSONS:

Notice is hereby given that the Board of Directors of Williamson-Travis Counties Municipal Utility District No. 1 will hold a regular meeting, open to the public, on **WEDNESDAY, 20 March 2024, at 6:30 P.M.** at The Park at Lakeline Oaks, 1000 Old Mill Road, Cedar Park, Texas 78613, an official meeting place within the boundaries of the District. The Board will consider and act upon the following matters:

1. Comments and questions from District residents (three-minute limit for each speaker);

2. Consent Agenda, including approval of minutes of 21 February 2024;

3. Accountant's Report, including:

   (a) review of payments on current not-to-exceed expenditures;
   (b) payment of bills and invoices;

4. Engineer's Report, including:

   (a) status of Sun Chase Park playscape (Cunningham Recreation);
   (b) status of Hatch Lift Station project (Liberty Civil Construction, LLC);
   (c) status of District facilities;
   (d) update on Estimate of Replacement Value for District insurance;
   (e) status of Lead and Copper Rule Revisions project;
   (f) status of removal/replacement of monument sign on El Salido Parkway;
   (g) update on Sun Chase trickle channel flow;
   (h) update regarding proposed annexation of Anderson Mill Road by the City of Cedar Park, including survey and inventory of District's facilities;
   (i) update on other matters, as needed;
   (j) Infrastructure Committee report;

5. General Manager / Operator's Report, including:

   (a) report on operation of the District's facilities;
   (b) discuss and authorize any repairs, maintenance items, or other work deemed necessary;
   (c) consider agreement with Badger Meter, Inc. and discuss status of installation of endpoints;
   (d) status of insurance claims filed on behalf of the District;
   (e) status of District's Phase II MS4 Permit;
   (f) update on proposals for audio visual repairs;
   (g) report on total hours worked by the Williamson County Precinct 2 Constable's Office deputies;
   (h) adopt Amended Rate Order;
   (i) update on contract negotiations with Inframark, LLC;
   (j) update on household hazardous waste pickup service for residents;

6. Committee Assignments and Reports, including

   (a) Parks Committee, including review and approve proposals as needed;
   (b) Deed Restriction Committee, including status of deed violation complaints;

(c) Information Management Committee;

7. Old business, including:

(a) Appeal requested by the property owner of 1501 Black Cherry;

8. New business, including

(a) development of a Capital Improvement Plan for the District;
(b) review and approve Fire Protection Agreement with the City of Cedar Park;
(c) Discuss and act upon Operator RFPs;

9. Attorney's Report, including

(a) update regarding proposed annexation of Anderson Mill Road by the City of Cedar Park;
(b) update regarding resolution of accounting issues with Inframark, LLC;

10 Convene in executive session pursuant to Texas Government Code, Chapter 551, to discuss matters only relating to pending or contemplated litigation, personnel matters, real estate transactions, or security, if necessary;

11. Actions related to matters discussed during executive session; and

12. Such other matters as may come before the Board, including

(a) discussion about items to be included on the agenda for future meetings (**next meeting date 17 April 2024**); and
(b) schedule future meetings as required.

Coleman D. Konopka
Attorney for Williamson-Travis Counties Municipal Utility District No. 1
Coats Rose, P.C.
2700 Via Fortuna, Suite 350
Austin, Texas 78746

WILLIAMSON-TRAVIS COUNTIES MUNICIPAL UTILITY DISTRICT NO. 1
TEXAS
Williamson County, Texas

***Persons wishing to speak during Citizen Communications must sign up to speak prior to the beginning of the meeting.** Comments on applicable agenda items may be expressed during Citizen Communications only. Pursuant to Tex. Gov't Code § 551.042, the Board of Directors 'responses are restricted if a person(s) speaks on a topic not posted on the District's Agenda and the comment does not relate to an item of discussion. The Board of Directors may go into Executive Session, if necessary, pursuant to the applicable section of Subchapter D, Chapter 551, Texas Government Code, the Texas Open Meetings Act, on any of the above matters. No final action, decision, or vote will be taken on any subject or matter in Executive Session. The District is committed to compliance with the Americans with Disabilities Act. Reasonable modifications and equal access to communications will be provided upon request. Please call Cole Konopka, Coats Rose, P.C , Attorney for the District at 512-541-3593 for further information.

WILLIAMSON-TRAVIS COUNTIES M.U.D. #1

General Information

Created: May 1985

Tap Fees:	Sewer Tap	$650 per LUE
	Water Tap	$650 (5/8" meter)
	Park Development	$500 per connection

Security Deposit: $200 charged to residential users.

Trash & Recycling Collection Day: Monday
Large Item Collection Day: Tuesday

Base Fee: The monthly charge is $25.00. Residents aged 65 or older are charged $18.43.

Residential Water Rates		**Commercial Water Rates**
1-10,000 gallons	= $4.66 per 1,000 gallons	$25.00 per rate unit (minimum)
Next 5,000 gals	= $5.60 per 1,000 gallons	**plus** $4.66 per 1,000 gals.
Thereafter	= $6.71 per 1,000 gallons	

Sewer Rate $3.62/1,000 gallons

Meters Read	**Bills Out**	**Payments Due**
15th of month	25th of month	15th of month

Fire Protection Fee: $27.58 /month
Winter Averaging Period: December 15th thru March 15th (+/- 3 days depending on bill cycle) Wastewater usage amounts are recalculated each year using the average water usage during the above time frame since there is typically less outdoor watering during this period. New residents with no usage history will be billed based on the current District winter average or actual water usage, whichever is less, until a winter average for their address is calculated.

Late Payment Penalty: A late charge of 5% of the unpaid balance will be due for any bill which is not paid on or before the due date.

Total amount of bonds authorized: $25,751,525

Total principal amount of bonds issued: $19,937,854

Tax Year	Assessed Value	Tax Rate	Debt Service	Operations & Maintenance
1990	$56,600,253	$1.1100	$1.0500	$0.0600
1991	$51,839,919	$1.1200	$1.0660	$0.0540
1992	$56,222,634	$1.1200	$1.0620	$0.0580
1993	$69,306,052	$1.0800	$1.0170	$0.0630
1994	$89,072,203	$0.9700	$0.8420	$0.1280
1995	$108,455,225	$0.9650	$0.8394	$0.1256
1996	$137,125,644	$0.9006	$0.7725	$0.1281
1997	$153,773,855	$0.8984	$0.7725	$0.1259
1998	$163,628,017	$0.8974	$0.7725	$0.1249
1999	$188,273,122	$0.8922	$0.7673	$0.1249
2000	$221,751,761	$0.8463	$0.7200	$0.1263
2001	$270,175,206	$0.8359	$0.6490	$0.1869
2002	$287,843,565	$0.7765	$0.4200	$0.3565
2003	$305,678,024	$0.7765	$0.5200	$0.2565
2004	$304,437,927	$0.7965	$0.6523	$0.1442
2005	$314,211,694	$0.7842	$0.6400	$0.1442
2006	$322,223,518	$0.7342	$0.6000	$0.1342
2007	$356,526,774	$0.7170	$0.5850	$0.1320
2008	$382,131,039	$0.7225	$0.5700	$0.1525
2009	$368,237,738	$0.7140	$0.5600	$0.1540
2010	$366,679,074	$0.6640	$0.5200	$0.1440
2011	$368,988,726	$0.6620	$0.2750	$0.3870
2012	$364,541,573	$0.6570	$0.2700	$0.3870
2013	$382,332,162	$0.6150	$0.2555	$0.3600
2014	$382,332,162	$0.5400	$0.2000	$0.3100
2015	$421,813,108	$0.5100	$0.2100	$0.3000
2016	$458,221,711	$0.4662	$0.2300	$0.2662
2017	$532,595,407	$0.4316	$0.1400	$0.2916
2018	$582,604,266	$0.4079	$0.1100	$0.2979
2019	$619,134,038	$0.3850	$0.0973	$0.2877
2020	$612,840,160	$0.3479	$0.0500	$0.2979
2021	$684,943,617	$0.3291	$0.0275	$0.3016
2022	$822,167,550	$0.0078	$0.0275	$0.2940
2023	$840,223,146	$0.0000	$0.0275	$0.2881

Williamson-Travis Counties Municipal Utility District No. 1

Committee Assignments

Budget Committee:

- Director Avila
- Director Fabre

Deed Restriction Committee:

- Director Avila
- Director Masters

Information Management Committee:

- Director Jones
- Director Avila

Infrastructure Committee:

- Director Avila
- Director Flores

Invoices and Bills Committee:

- Director Fabre
- Director Masters

Open Records Committee:

- To be handled by Coats Rose

Parks Committee:

- Director Masters
- Director Flores

Waste Management Committee:

- To be handled by Inframark

WILLIAMSON-TRAVIS COUNTIES MUD #1 CONTACT LIST

Last	First	Company	Title	Work Address	Phone #	E-mail	Cell
Avila	Hanoi		Vice President			havila@wtcmud1.org	NA
Fabre	Linda		President/Treasurer			lfabre@wtcmud1.org	NA
Flores	David		Assistant Secretary			dflores@wtcmud1.org	NA
Jones	Beth					bjones@wtcmud1.org	NA
Masters	Kelly		Secretary			kmasters@wtcmud1.org	NA
Konopka	Cole	Coats Rose	Attorney-at-law	2700 Via Fortuna, Suite 350	512-541-3593	ckonopka@coatsrose.com	
Gomez	Gabby	Coats Rose	Paralegal	2700 Via Fortuna, Suite 350	512-541-3593	ggomez@coatsrose.com	
Valentien	Jacob	Westwood Professional	Engineer	8701 N. Mopac Expy., Ste 320 Austin, TX 78759	713-829-6003	jacob.valentien@westwoodps.com	713-829-6003
Scales	Makenzi	Inframark	District Manager	14050 Summit Drive, #103 Austin, TX 78728	713-594-6335	makenzi.scales@inframark.com	713-594-6335
Rickert	Lisa	Artesian Financial	Accountant	130 Industrial Blvd Ste 120 Sugarland, TX 77478	832-725-9841	lrickert@artesianfs.com	
Fielding	Celia	Connect Community	VH HOA Mgr.	201 S. Lakeline Blvd.Ste 502, Cedar Park, TX 78613	745-3648	Celia@connectmanage.com	745-3648
Vacancy			Deed Restrictions				
Lucas	Aristeu	LandCare	Landscaper	12819 Dessau rd. Austin, TX 78754	745-7633	lucas.brum@lancare.com	
Patterson	Linda	Patterson & Associates	Investment Advisor	301 Congress, Suite 150 Austin, TX 78701	800-817-2442	linda@patterson.net	
Lane	Chris	Samco	Financial Advisor	6805 Capital of Teas Hwy, ste 350, Austin, TX 78731	343-0268	clane@samcocapital.com	
Martin	Ashlee	Maxwell Locke & Ritter	Auditor	401 Congress, Suite 1100 Austin, TX 78701	370--3265	amartin@mlrpc.com	
Duagere	Paul	Waste Management	Trash & Recycling	9708 Giles Lane Austin, TX 78754	696-0363	pdaugere@wm.com	
Gladney	Linda	Jani-King	Janitorial Services AMW	2523 South Lakeline Blvd. Cedar Park, TX 78613	335-9888	manager3@jkaustin.us	
Thomas	James	Williamson County	Constable	350 Discovery Blvd., #205 Cedar Park, TX 78613	260-4278	jkthomas@wilco.org	

1000 Old Mill Rd.
Cedar Park TX 78613
(T) 512.246.0498
(F) 512.716.0024
www.inframark.com

Memorandum for: WTC MUD 1 MUD Board of Directors
From: Makenzi Scales
Date: 3/20/2024
Subject: General Manager's Executive Summary

Current Items for Board Consideration:

Vendor	Amount	Budgeted	Description
Certa Pro Painters	**$242.17**	No	**Upon attempting to repair the support issue, a couple rotted boards were found.**

A. Collection & Distribution

I. Water Accountability for January was 95%.
II. Delinquent Letters 120 mailed; 96 Tags hung; 14 Disconnected.

B. Parks

I. Replenish Playscape Mulch– (**Completed**) –The mulch has been installed at several of the parks, the others will be completed soon.
II. Badger meters (On going)- We have requested the purchase agreement many times and have yet to receive it. Additionally, Inframark can ensure at least 10-20 endpoints get installed on a weekly basis by the districts base tech. End points will only be installed on the meters that have already been switched out to smart meters. On weeks where more can be done, we will do extra.
III. Anderson Mill foot bridge- (On-going)- After the last board meeting, David looked at the footbridge and agreed that it could be fixed with the approved quote. However, once Certa Pro began breaking things down they did find a few boards that need to be replaced. The total additional amount would be $242.17.
IV. Park Pro Tek Quarterly Report Summary – The summary has been completed and we have begun reaching out to different contractors to gather proposals for certain items. Additionally, several of the items were noted by Park Pro Tek as items they were either already working on or items they have ordered and are awaiting installation. We've requested an update from Park Pro Tek on those items. A large portion of the priority 1 items were due to the mulch replenishment being needed and that being completed wiped out a good portion of those items.

C. Streetlights

I. The streetlight survey was conducted on 3/11/2024, there were no outages notated on this months report.
II. The street light base near the enclave has been made secure with proper tie offs.

D. Audio Visual Equipment

I. The Owl device is something we have seen used in other districts and it works great. The device will track who is speaking to then display that persons face on camera. It provides a panoramic view as well as single views of people speaking. I've seen this device work well with Zoom meetings, though I have not experienced it with Teams or Google Meet – however it states that it is compatible with those as well. The data sheet has been supplied that explains

the device in more detail. This device would require a TV/Monitor of some sort as well as a computer/tablet to run a meeting from to the device. The device itself is $1,049.00.

E. Household Hazardous Waste Pickup

I. Some additional details to provide on the household hazardous waste pickup are below:

i. The total cost is $1.40 per home per month.
ii. ALL homes would be charged – there is no option for residents to sign up and only pay for those that intend to use it.
iii. The use frequency is unlimited.
iv. Customers of Waste Management that currently use this feature are the City of Belton, City of Robinson, and City of Gatesville.

F. Constable Hours

I. Total hours from Constable Stinson were 365.85 and I am awaiting Constable Johnson's hours.

G. FEMA Update

I. There are no updates this month. We have provided all requested information to FEMA and TDEM.

H. District Insurance Claims

I. I had a call with the claims adjustor recently. She detailed a list of some items she would need, and I as well as Jacob are working on those. Once compiled, she will begin further analyzing the recoup costs. TML does allow for you to submit up to 150% of the valuation – which means TML is able to pay up to $436K. There are several other areas you can recoup funds in, and she will be working through our provided documentation to ensure the district receives all that it can in reimbursement.

I. Inframark Contract Re-Negotiation

I. Upon the board issuing an RFP for Operators services, we felt it best that we focus on responding to the RFP rather than continuing down the path of contract re-negotiation. This will allow the board to review all responses with equal comparison.





OWL LABS®

Next generation

MEETING OWL 3

Meet the Meeting Owl® 3 device, our premium 360° camera, mic, and speaker that creates the most immersive meeting experience for hybrid teams.



KEY BENEFITS

- See and hear everything with 360° in-room video and audio and the upgraded Owl Intelligence System (OIS™) that uses computer vision to automatically focus on whoever is speaking
- Eliminates friction with a plug and play meeting setup and start to support most video conferencing platforms including, including Zoom, Microsoft Teams and Google Meet
- WiFi-enabled to get smarter over time through continuous software innovations and feature launches to the Owl Intelligence System
- Connect to a second Meeting Owl through Owl Connect or to an Expansion Mic to support meetings in larger spaces
- Pairs with our collaborative room solutions: the Whiteboard Owl, the Meeting HQ.

DIFFERENTIATORS

- Meet faster: From unboxing to your first meeting in 6+ minutes
- Effortless updates: Gets smarter with OTA updates in 2 minutes flat
- Adaptable tech: Expands to spaces up to 28 ft with two Meeting Owls
- Better meetings: Quicker and smoother speaker transitions with speaker detection in 3 seconds or less

LOVED BY

100K+ organizations globally

2K+ schools, universities, and educational institutions

84 out of 100 of the Fortune 100

HOOTS AND HOLLERS







Learn More

© 2022 Owl Labs. Confidential.
sales@owllabs.com | +1 (857) 214-4341



Meeting Owl experience



Typical front-of-room camera experience

Meeting room setup made simple

1

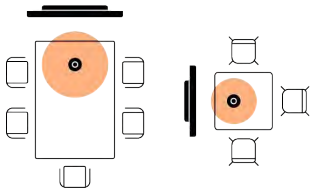

Place your Owl on a table or desk.

2

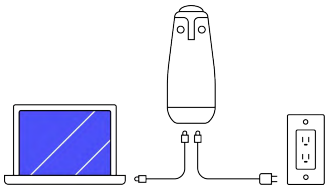

Plug in power. Connect USB-C to an in-room computer or laptop.

3

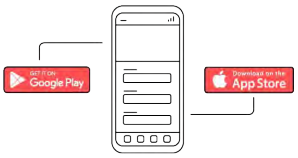

Download the Meeting Owl App for desktop, mobile, or tablet and set up your Owl.

4



In your video conferencing platform, choose Meeting Owl for audio and video.

FEATURED IN

The New York Times · WIRED · FAST COMPANY · Forbes · INSIDER · WSJ · The Boston Globe · TechCrunch · USA TODAY

> “The Meeting Owl has completely transformed our ability to work well across our team and our organization.”
>
> — **RORY SUTHERLAND, VICE CHAIRMAN, OGILVY**

READ CASE STUDY

Learn More

© 2022 Owl Labs. Confidential.

sales@owllabs.com | +1 (857) 214-4341

Meeting Owl® 3 Specifications

OWL LABS®

Camera

Single custom-designed 360° panoramic fisheye camera to eliminate image distortion

Camera view shows optional 360° panoramic view of the room and face-to-face view that auto-focuses on whoever is speaking

Output Resolution: 1080p HD
Video Pickup Radius: 10′ (3m)
Field of View: 360°

Microphone

8 omni-directional beamforming Smart Mics

Smart Mics equalize speaker volume to amplify quiet voices

Audio Pickup Radius: 18′ (5.5m)

Ability to pair two Meeting Owls with **Owl Connect** to expand video and audio range by 8′ (2.5m) in any direction

Speaker

Three built-in speakers for 360° coverage and clear in-room sound

Speaker Output Level: 80 db SPL

Connection

Plug and play connection to host computer via USB-C

Option to connect to the Meeting HQ for one-touch meeting start (with adapter)

Option to connect to the Whiteboard Owl via Bluetooth

Option to connect to the Expansion Mic via micro-HDMI

Processing Power

Qualcomm® Snapdragon™ 605 processor

Dimensions

Dimensions: 4.4″ W x 4.4″ D x 10.72″ H (111mm W x 111mm D x 272mm H)

Weight: 2.61lb (1.2kg)

Power Supply

AC Input: 100-240V

Line cord: Specific to region

Warranty

2-year warranty (Option to extend warranty to 3 years with Owl Care)

USAGE

Software

AI-powered Owl Intelligence System™ to intelligently focus on whoever is speaking

Intelligently autofocuses on the active speaker using vision, voice, and motion

Options for presenter enhancement, digital whiteboarding capabilities, and different camera controls to customize your meeting experience

Ability to pair two Meeting Owl 3s or Pros using Owl Connect to expand video and audio coverage in larger rooms

Compatibility

Plug and play connection to host computer via USB-C

Works with Zoom, Microsoft Teams, Skype for Business, Slack, Webex, and many more

Compatible with virtually all web-based video conferencing platforms

Extend range by pairing with another Meeting Owl (Pro or 3) or add on Expansion Mic

Works with the Meeting HQ* and the Whiteboard Owl

Management

Meeting Owl App:
- Mobile: iOS and Android
- Tablet: iPad
- Desktop: Mac and Windows

Required for first-time setup and adjusting settings during meetings

The Nest: Manage your fleet of Owls through our web-based portal

Security

Meeting Owl 3 does not record any video or audio content

Video and audio are streamed to the host computer via USB-C connection

Option to secure the Meeting Owl 3 with Lock Adapter

Full security and privacy details

*Adapter required

SETUP

What's Included

Meeting Owl 3

Power adapter and line cord

USB-C to USB-C cable

Setup Guide

Table Card + Owl holder



Setup

Placement: 3′ (1m) from the in-room TV or monitor and within 18′ (5.5m) of in-room participants

Setup Options: Center of the table, tripod-mounted, or ceiling-mounted

© 2022 Owl Labs. Confidential.

sales@owllabs.com | +1 (857) 214-4341

M&C Electric Inc._____

2/29/24

El Salido Pkwy Light Poles

PO Box 231, Taylor, TX 76574
Office 512-906-0023
Fax 512-926-8022
TECL # 24004
admin@mandcelectric.com

Scope: Provide material, equipment, and labor to install two new light poles. One pole will be installed north of the driveway at 3419 El Salido Pkwy and the second pole will be installed north of the south entrance into The Enclave at 3405 El Salido Pkwy. Both poles will be installed in between the curb and sidewalks if the existing utilities permit.

Exclusions, if applicable:
Utility fees
Existing code violations
Permits
Traffic control
Erosion control
Damage to existing utilities
Repair of sidewalks, street, curbs, grass, vegetation
Tax

Price:
We propose a price of Twenty Nine Thousand Eight Hundred dollars and zero cents ($29,800.00). For the above referenced project.

This price is based on normal working hours, Monday through Friday, 7:00 AM to 3:30PM Price is good for 30 days from date at top of page. If this price if approved, please sign this letter and fax it back to us at 512-926-8022.

Regulated by The Texas Department of Licensing and Regulation, P.O. Box 12157, Austin, Texas, 78711, 1-800-803-9202, 512-463-6599; website: www.license.state.tx.us/complaints

New Pole in "ETJ" @ 3405 El Salido Pkwy

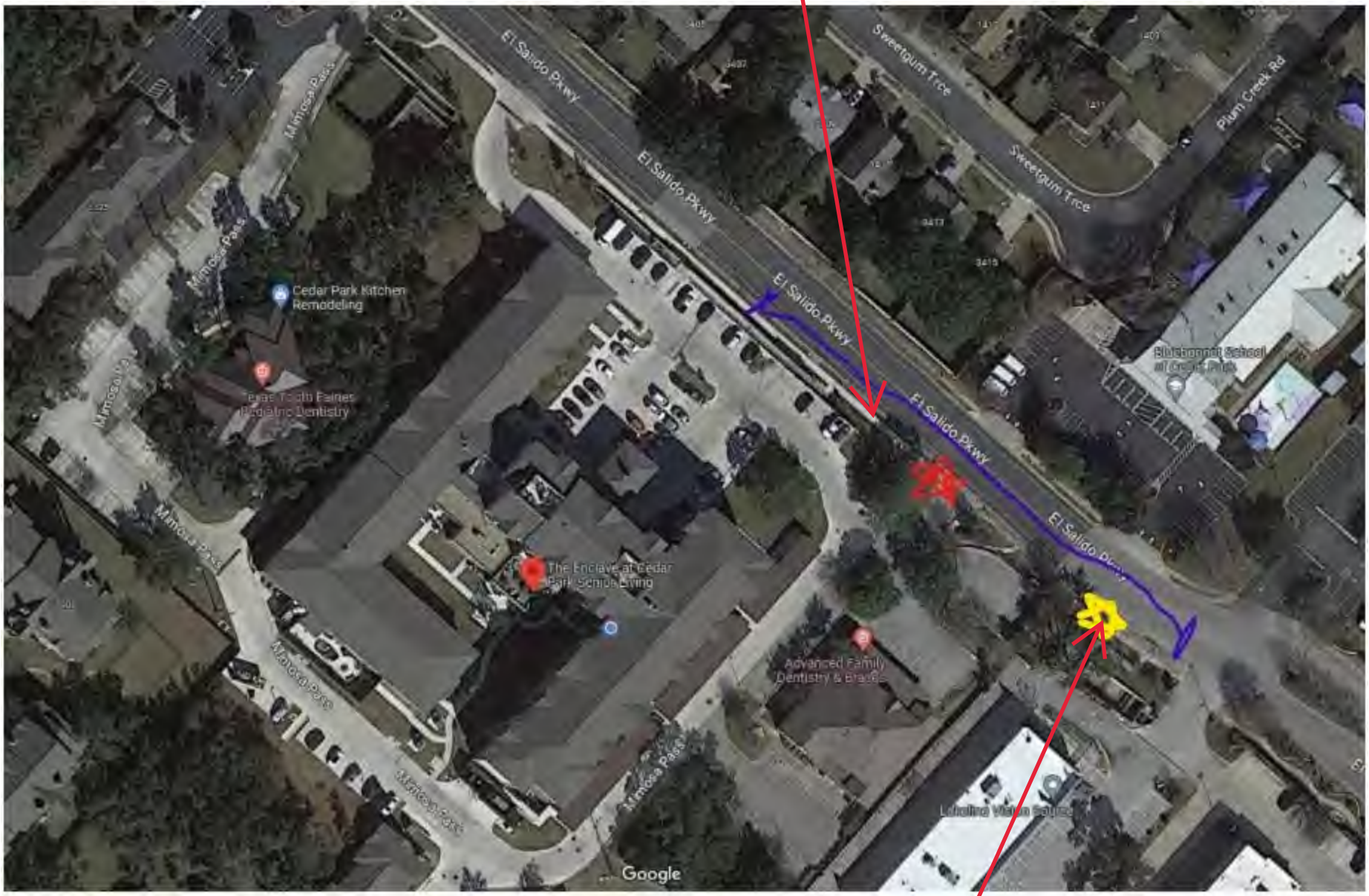

Replace missing pole in "Cedar Park Corp. Limit" @ 3419 El Salido Pkwy

Project		**Catalog #**		**Type**	
Prepared by		**Notes**		**Date**	



Lumark

Navion

Area / Site Luminaire

Product Features

LumenSafe Technology

Light ARchitect™

Interactive Menu

- Ordering Information page 2
- Mounting Details page 3
- Optical Configurations page 3
- Product Specifications page 4
- Energy and Performance Data page 4
- Control Options page 7

Product Certifications

Quick Facts

- Patented, high-efficiency AccuLED Optics system provides uniform illumination in 16 different optical distributions
- Lumen packages range from 4,700 - 50,000 nominal lumens (30W - 380W)
- Tool-less entry; hinged removable power door for easy maintenance
- Efficacies up to 158 lumens per watt

Connected Systems

- WaveLinx
- Enlighted

Dimensional Details

1, 2 or 3 Light Squares

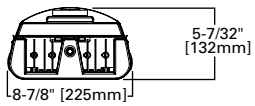

4, 5 or 6 Light Squares

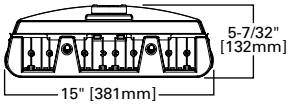

5 Light Squares

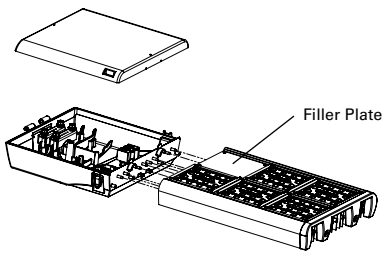

1 Light Square

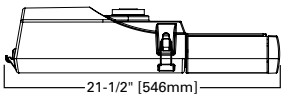

2 or 4 Light Squares

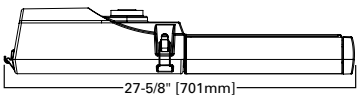

3, 5 or 6 Light Squares

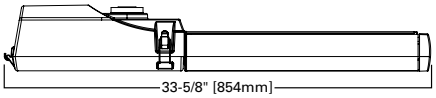

NOTES:
1. Visit https://www.designlights.org/search/ to confirm qualification. Not all product variations are DLC qualified.
2. IDA Certified for 3000K CCT and warmer only.

additional product diagrams

Ordering Information

SAMPLE ORDER NUMBER: **NAV-SA1C-740-U-T3-AP**

Product Family [1, 2]	Light Engine		Color Temperature	Voltage	Distribution	Mounting	Finish
	Configuration	Drive Current					
NAV=Navion **BAA-NAV**=Navion Buy American Act Compliant [23] **TAA-NAV**=Navion Trade Agreements Act Compliant [23]	**SA1**=1 Square **SA2**=2 Squares **SA3**=3 Squares **SA4**=4 Squares **SA5**=5 Squares **SA6**=6 Squares	**A**=615mA **B**=800mA **C**=1050mA (1A) **D**=1200mA (1.2A)	**722**=70CRI, 2200K **727**=70CRI, 2700K **730**=70CRI, 3000K **735**=70CRI, 3500K **740**=70CRI, 4000K **750**=70CRI, 5000K **760**=70CRI, 6000K **827**=80CRI, 2700K **830**=80CRI, 3000K **835**=80CRI, 3500K **AMB**=590nm Amber [3]	**U**=Universal (120-277V) **9**=347V [4] **8**=480V [5] **DV**=277-480V DuraVolt Drivers [5, 25, 26]	**T2**=Type II **T2R**=Type II Roadway **T3**=Type III **T3R**=Type III Roadway **T4FT**=Type IV Forward Throw **T4W**=Type IV Wide **5NQ**=Type V Narrow **5MQ**=Type V Square Medium **5WQ**=Type V Square Wide **SL2**=Type II w/Spill Control **SL3**=Type III w/Spill Control **SL4**=Type IV w/Spill Control **SLL**=90° Spill Light Eliminator Left **SLR**=90° Spill Light Eliminator Right **RW**=Rectangular Wide Type I **AFL**=Automotive Front Line	**[Blank]**=Standard Mast Arm Slipfitter **AI**=22" Upsweep Mast Arm [6] **A15**=15" Straight Mast Arm [6] **ALJS15**=Adjustable Slipfitter (Factory set at 15° tilt) **ALJS25**=Adjustable Slipfitter (Factory set at 25° tilt) **ALJS45**=Adjustable Slipfitter (Factory set at 45° tilt)	**AP**=Grey **BZ**=Bronze **BK**=Black **DP**=Dark Platinum **GM**=Graphite Metallic **WH**=White

Options (Add as Suffix)

10MSP=10kV MOV Surge Protective Device
10K=10kV UL 1449 Fused Surge Protective Device
20MSP=20kV MOV Surge Protective Device
20K=20kV UL 1449 Surge Protective Device
2L=Two Circuits [7]
L90=Optics Rotated 90° Left
R90=Optics Rotated 90° Right
HSS=House Side Shield [8]
HA=50°C High Ambient Temperature [9]
IP66=IP66 Rated
K=Level Indicator
LCF=Light Square Trim Plate Painted to Match Housing
CC=Coastal Construction finish [21]
CE=CE Marking [9, 10]
PR=NEMA 3-PIN Twistlock Photocontrol Receptacle
PR7=NEMA 7-PIN Twistlock Photocontrol Receptacle
FADC=Field Adjustable Dimming Controller [27]

AHD145=After Hours Dim, 5 Hours [11]
AHD245=After Hours Dim, 6 Hours [11]
AHD255=After Hours Dim, 7 Hours [11]
AHD355=After Hours Dim, 8 Hours [11]
SPB1=Dimming Occupancy Sensor with Bluetooth Interface, <8' Mounting [22]
SPB2=Dimming Occupancy Sensor with Bluetooth Interface, 8'-20' Mounting [22]
SPB4=Dimming Occupancy Sensor with Bluetooth Interface, 21'-40' Mounting [22]
MS-L08=Motion Sensor for ON/OFF Operation, Up to 8' Mounting Height [12, 13]
MS-L20=Motion Sensor for ON/OFF Operation, 9' - 20' Mounting Height [12, 13]
MS-L40=Motion Sensor for ON/OFF Operation, 21' - 40' Mounting Height [12, 13]
MS/X-L08=Motion Sensor for Bi-Level Operation, Up to 8' Mounting Height [12, 13, 14]
MS/X-L20=Motion Sensor for Bi-Level Operation, 9' - 20' Mounting Height [12, 13, 14]
MS/X-L40=Motion Sensor for Bi-Level Operation, 21' - 40' Mounting Height [12, 13, 14]
MS/DIM-L08=Motion Sensor for Dimming Operation, Up to 8' Mounting Height [12, 13]
MS/DIM-L20=Motion Sensor for Dimming Operation, 9' - 20' Mounting Height [12, 13]
MS/DIM-L40=Motion Sensor for Dimming Operation, 21' - 40' Mounting Height [12, 13]
LWR-LW=Enlighted Wireless Sensor, 8' - 16' Mounting Height [12, 15]
LWR-LN=Enlighted Wireless Sensor, 16' - 40' Mounting Height [12, 15]
[See Table Below]=LumenSafe Integrated Network Security Camera [16]

Accessories (Order Separately) [24]

OA/RA1013=Twistlock Receptacle Shorting Cap
OA/RA1014=NEMA Twistlock Photocontrol - 120V
OA/RA1016=NEMA Twistlock Photocontrol - Multi-Tap
OA/RA1027=NEMA Twistlock Photocontrol - 480V
OA/RA1201=NEMA Twistlock Photocontrol - 347V
MA1010-XX=Single Tenon Adapter for 3-1/2" O.D. Tenon
MA1011-XX=2@180° Tenon Adapter for 3-1/2" O.D. Tenon
MA1017-XX=Single Tenon Adapter for 2-3/8" O.D. Tenon

MA1018-XX=2@180° Tenon Adapter for 2-3/8" O.D. Tenon
A15-XX=15" Straight Mast Arm Kit [6]
ALJS15-XX=Adjustable Slipfitter Kit (Factory set at 15° tilt)
ALJS25-XX=Adjustable Slipfitter Kit (Factory set at 25° tilt)
ALJS45-XX=Adjustable Slipfitter Kit (Factory set at 45° tilt)
LS/HSS=House Side Shield [8, 18]
FSIR-100=Wireless Configuration Tool for Motion Sensor [19]
WOLC-7P-10A=WaveLinx Outdoor Control Module (7-PIN) [20]

NOTES:

1. DesignLights Consortium® Qualified. Refer to www.designlights.org Qualified Products List under Family Models for details.
2. Customer is responsible for engineering analysis to confirm pole and fixture compatibility for applications. Refer to installation instructions and pole white paper WP513001EN for additional support information.
3. Only available at Drive Current (A) which will be supplied at 500mA.
4. Not available with sensor options at 1.2A drive current. Not available in combination with HA high ambient and sensor options at 1A drive current.
5. 480V not to be used with ungrounded or impedance grounded systems.
6. Round pole adapter and mounting hardware included. Type M drill pattern.
7. Option available only with 4 and 6 Square configurations. Low-level output varies. Consult factory. Option not available in combination with high voltage (9 or 8) and sensor options (PR, PR7, AHD, MS, LWR, LumenSafe). No terminal block with 2L option.
8. House side shield not for use on 5NQ, 5MQ, 5WQ, or RW distributions. The Light Square Trim Plate is painted black when HSS option is selected.
9. Not available with 1.2A drive current or Amber color temperature (AMB).
10. Only available at Universal (U) voltage. Not available with sensor or controls options (PR, PR7, AHD, MS, LWR, LumenSafe).
11. Requires the use of Photocontrol Receptacle (PR or PR7) and a photocontrol accessory. See After Hours Dim Supplemental Guide for additional information.
12. Controls system is not available with photocontrol receptacle (PR or PR7) or other controls systems (MS or LWR).
13. Utilizes the Wattstopper sensor FSP-211.
14. Available with 4, 5, or 6 square configurations. Replace "X" with number of squares in low output modes. Maximum two squares in low output mode.
15. Enlighted wireless sensors are factory installed and require network components LWP-EM-1, LWP-GW-1, and LWP-PoE8 in appropriate quantities. See website for Enlighted application information.
16. All configurations require 15-in wide housing size. If 1-3 light square is selected, filler plates will be used. LumenSafe not available at high voltage (9 or 8) or High Ambient (HA). When ordered with Type V optic, a factory-installed light shield will be provided.
17. Replace XX with paint color.
18. Must order one per light square when ordering as a field-installable accessory.
19. This tool enables adjustment to Motion Sensor (MS) parameters including high and low modes, sensitivity, time delay, cutoff and more. Consult your lighting representative for more information.
20. Requires 7-PIN NEMA twistlock photocontrol receptacle (PR7) option. The WOLC-7 cannot be used in conjunction with other controls systems (MS or LWR). Only for use at 120-347V voltages.
21. Coastal construction finish salt spray tested to over 5,000-hours per ASTM B117, with a scribe rating of 9 per ASTM D1654.
22. Smart device with mobile application required to change system defaults. See controls section for details.
23. Only product configurations with these designated prefixes are built to be compliant with the Buy American Act of 1933 (BAA) or Trade Agreements Act of 1979 (TAA), respectively. Please refer to DOMESTIC PREFERENCES website for more information. Components shipped separately may be separately analyzed under domestic preference requirements.
24. Accessories sold separately will be separately analyzed under domestic preference requirements. Consult factory for further information.
25. DuraVolt drivers feature added protection from power quality issues such as loss of neutral, transients and voltage fluctuations. Visit www.signify.com/duravolt for more information.
26. Not available in 1 square configuration at 800mA and below. Not available with any control option except SPB.
27. Cannot be used with PR7 or other motion response control options.

LumenSafe Integrated Network Security Camera Technology Options (Add as Suffix)

Product Family	Camera Type	Data Backhaul	
L=LumenSafe Technology LumenSafe Technology CLICK HERE	**D**=Dome Camera, Standard **H**=Dome Camera, Hi-Res **Z**=Dome Camera, Remote PTZ	**C**=Cellular, Customer Installed SIM Card **A**=Cellular, Factory Installed AT&T SIM Card **V**=Cellular, Factory Installed Verizon SIM Card	**S**=Cellular, Factory Installed Sprint SIM Card **W**=Wi-Fi Networking w/ Omni-Directional Antenna **E**=Ethernet Networking

Mounting Details

Type "M"

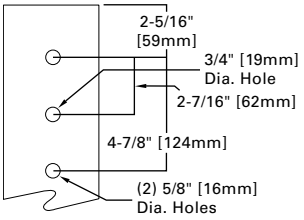

Upsweep Arm

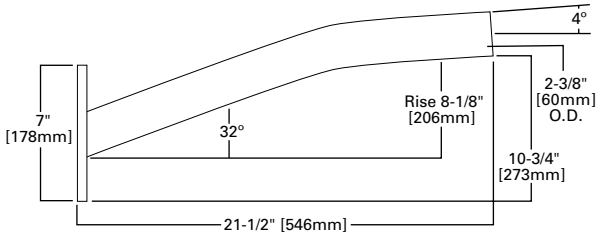

Adjustable Slipfitter Offset Arm

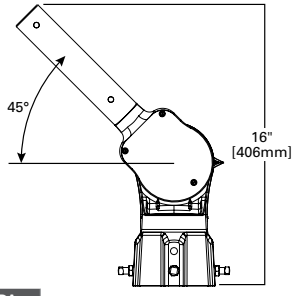

15" Straight Arm

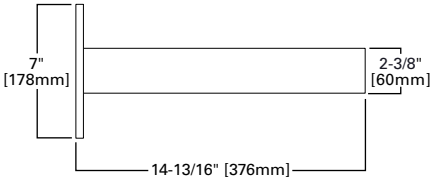

Effecitve Projected Area (EPA)

Configuration	Fixture Only EPA (Sq. Ft.)	Fixture and Upsweep Arm EPA (Sq. Ft.)
1 Square	0.8	1.2
2 Squares	1.0	1.3
3 Squares	1.2	1.5
4 Squares	1.2	1.5
5 Squares	1.4	1.7
6 Squares	1.4	1.7

Optical Configurations

Orientation

Standard

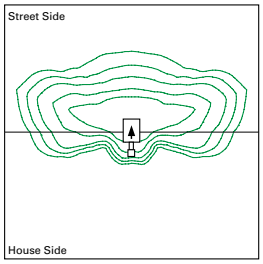

Optics Rotated Left @ 90˚

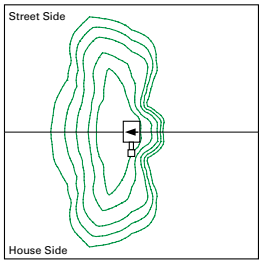

Optics Rotated Right @ 90˚

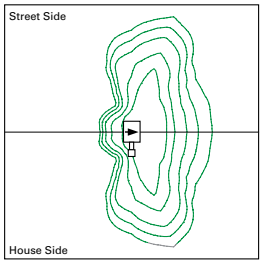

Distributions

Asymmetric Area Distributions

T2 (Type II)

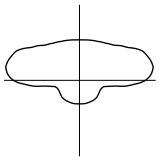

SL2 (Type II with Spill Control)

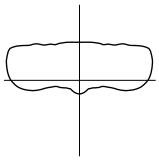

T3 (Type III)

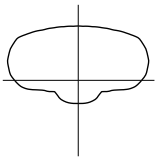

SL3 (Type III with Spill Control)

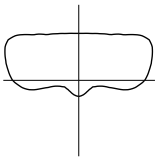

T4FT (Type IV Forward Throw)

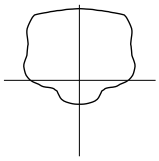

T4W (Type IV Wide)

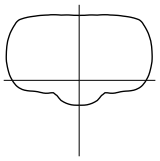

SL4 (Type IV with Spill Control)

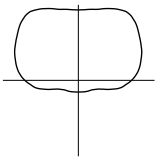

Asymmetric Roadway Distributions

RW (Rectangular Wide Type I)

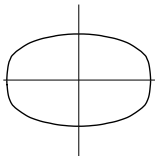

T2R (Type II Roadway)

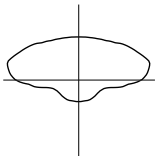

T3R (Type III Roadway)

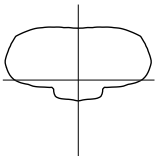

Symmertric Distributions

5NQ (Type V Square Narrow)

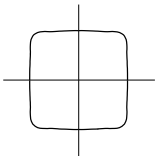

5MQ (Type V Square Medium)

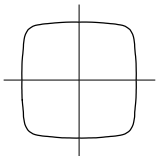

5WQ (Type V Square Wide)

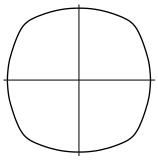

Specialized Distributions

AFL (Automotive Frontline)

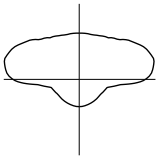

SLL (90° Spill Light Eliminator Left)

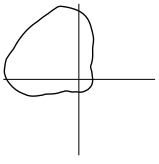

SLR (90° Spill Light Eliminator Right)

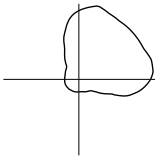

Product Specifications

Construction
- Die-cast aluminum housing and door
- Extruded aluminum heat sink
- Tool-less entry, hinged removable power tray door

Optics
- Light square are IP66 enclosure rated
- Precision molded polycarbonate optics
- IDA certified (3000K CCT and warmer only)

Electrical
- -40°C minimum operating temperature
- 40°C maximum operating temperature
- >.9 power factor
- <20% total harmonic distortion
- 0-10V dimming driver standard

Mounting
- Four-bolt / two-bracket slipfitter with cast-in pipe stop and level steps at 2.5° increments
- Fixed-in-place bird guard seals around 1-1/4" or 2" mounting arms

Finish
- Housing and cast parts finished in five-stage super TGIC polyester powder coat paint, 2.5 mil nominal thickness
- Heat sink is anodized aluminum

Shipping Data
- 1 Square 17 lbs. (7.7kgs.)
- 2 Squares 22 lbs. (10.0 kgs.)
- 3 Squares 26 lbs. (11.8 kgs.)
- 4 Squares 31 lbs (14.1 kgs.)
- 5 Squares 34 lbs. (15.4 kgs.)
- 6 Squares 36 lbs. (16.3 kgs.)

Warranty
- Five year limited warranty, consult website for details. www.cooperlighting.com/legal

Energy and Performance Data

Lumen Maintenance

Drive Current	Ambient Temperature	TM-21 Lumen Maintenance (60,000 Hours)	Projected L70 (Hours)
Up to 1A	Up to 50°C	> 95%	416,000
1.2A	Up to 40°C	> 90%	205,000

View Navion IES files

Lumen Multiplier

Ambient Temperature	Lumen Multiplier
0°C	1.02
10°C	1.01
25°C	1.00
40°C	0.99
50°C	0.97

FADC Settings
SA1-SA3 (A, B, C, D Drive Current)

FADC Position	Percent of Typical Lumen Output
1	25%
2	48%
3	56%
4	65%
5	75%
6	80%
7	85%
8	90%
9	95%
10	100%

FADC Settings
SA4A

FADC Position	Percent of Typical Lumen Output
1	25%
2	48%
3	56%
4	65%
5	75%
6	80%
7	85%
8	90%
9	95%
10	100%

FADC Settings
SA4C-D

FADC Position	Percent of Typical Lumen Output
1	14%
2	25%
3	32%
4	43%
5	49%
6	57%
7	65%
8	72%
9	80%
10	100%

FADC Settings
SA5-SA6 (A, B, C, D Drive Current)

FADC Position	Percent of Typical Lumen Output
1	14%
2	25%
3	32%
4	43%
5	49%
6	57%
7	65%
8	72%
9	80%
10	100%

Power and Lumens (1-3 Light Squares)

Number of Light Squares		SA1A	SA1B	SA1C	SA1D	SA2A	SA2B	SA2C	SA2D	SA3A	SA3B	SA3C	SA3D
Square Count		1	1	1	1	2	2	2	2	3	3	3	3
Drive Current (mA)		615	800	1050	1200	615	800	1050	1200	615	800	1050	1200
Power (Watts)		34	44	59	67	66	85	113	129	96	124	166	191
Input Current @ 120V (A)		0.30	0.39	0.51	0.51	0.58	0.77	1.02	1.16	0.86	1.13	1.53	1.78
Input Current @ 208V (A)		0.17	0.22	0.29	0.33	0.34	0.44	0.56	0.63	0.49	0.62	0.82	0.93
Input Current @ 240V (A)		0.15	0.19	0.26	0.29	0.30	0.38	0.48	0.55	0.43	0.54	0.71	0.80
Input Current @ 277V (A)		0.14	0.17	0.23	0.25	0.28	0.36	0.42	0.48	0.41	0.47	0.61	0.70
Input Current @ 347V (A)		0.11	0.15	0.17	0.20	0.19	0.24	0.32	0.39	0.30	0.38	0.50	0.57
Input Current @ 480V (A)		0.08	0.11	0.14	0.15	0.15	0.18	0.24	0.30	0.24	0.29	0.37	0.43
Distribution [1]													
T2	Lumens	4,681	5,741	7,106	7,796	9,334	11,447	14,167	15,541	13,881	17,022	21,069	23,111
	BUG Rating	B1-U0-G1	B1-U0-G2	B1-U0-G2	B1-U0-G2	B2-U0-G2	B2-U0-G2	B2-U0-G3	B2-U0-G3	B2-U0-G3	B2-U0-G3	B3-U0-G3	B3-U0-G4
	Lumens per Watt	138	130	120	116	141	135	125	120	145	137	127	121
T2R	Lumens	5,012	6,146	7,607	8,345	9,993	12,255	15,168	16,639	14,862	18,225	22,556	24,744
	BUG Rating	B1-U0-G1	B1-U0-G1	B1-U0-G2	B1-U0-G2	B1-U0-G2	B2-U0-G2	B2-U0-G2	B2-U0-G2	B2-U0-G2	B2-U0-G2	B3-U0-G3	B3-U0-G3
	Lumens per Watt	147	140	129	125	151	144	134	129	155	147	136	130
T3	Lumens	4,784	5,866	7,261	7,966	9,539	11,697	14,480	15,883	14,186	17,395	21,531	23,619
	BUG Rating	B1-U0-G1	B1-U0-G2	B1-U0-G2	B1-U0-G2	B2-U0-G2	B2-U0-G2	B2-U0-G2	B2-U0-G3	B2-U0-G2	B3-U0-G3	B3-U0-G3	B3-U0-G4
	Lumens per Watt	141	133	123	119	145	138	128	123	148	140	130	124
T3R	Lumens	4,865	5,966	7,384	8,100	9,699	11,894	14,721	16,149	14,425	17,689	21,893	24,016
	BUG Rating	B1-U0-G1	B1-U0-G2	B1-U0-G2	B1-U0-G2	B1-U0-G2	B2-U0-G2	B2-U0-G3	B2-U0-G3	B2-U0-G3	B2-U0-G3	B3-U0-G4	B3-U0-G4
	Lumens per Watt	143	136	125	121	147	140	130	125	150	143	132	126
T4FT	Lumens	4,821	5,911	7,316	8,026	9,612	11,787	14,589	16,004	14,294	17,529	21,694	23,799
	BUG Rating	B1-U0-G2	B1-U0-G2	B1-U0-G2	B1-U0-G3	B2-U0-G3	B2-U0-G3	B2-U0-G3	B2-U0-G3	B2-U0-G3	B3-U0-G4	B3-U0-G4	B3-U0-G4
	Lumens per Watt	142	134	124	120	146	139	129	124	149	141	131	125
T4W	Lumens	4,727	5,796	7,175	7,870	9,423	11,556	14,302	15,690	14,015	17,185	21,270	23,333
	BUG Rating	B1-U0-G2	B1-U0-G2	B1-U0-G2	B2-U0-G2	B2-U0-G2	B2-U0-G2	B2-U0-G3	B3-U0-G3	B2-U0-G3	B3-U0-G3	B3-U0-G4	B3-U0-G4
	Lumens per Watt	139	132	122	117	143	136	127	122	146	139	128	122
SL2	Lumens	4,689	5,750	7,116	7,807	9,350	11,464	14,189	15,566	13,903	17,049	21,102	23,149
	BUG Rating	B1-U0-G2	B1-U0-G2	B1-U0-G2	B2-U0-G3	B2-U0-G3	B2-U0-G3	B2-U0-G3	B3-U0-G3	B2-U0-G3	B3-U0-G4	B3-U0-G4	B3-U0-G4
	Lumens per Watt	138	131	121	117	142	135	126	121	145	137	127	121
SL3	Lumens	4,777	5,858	7,251	7,954	9,524	11,680	14,455	15,857	14,164	17,367	21,496	23,581
	BUG Rating	B1-U0-G2	B1-U0-G2	B1-U0-G2	B1-U0-G2	B1-U0-G3	B2-U0-G3	B2-U0-G3	B2-U0-G3	B2-U0-G3	B2-U0-G3	B3-U0-G4	B3-U0-G4
	Lumens per Watt	140	133	123	119	144	137	128	123	148	140	129	123
SL4	Lumens	4,563	5,595	6,926	7,597	9,098	11,155	13,808	15,147	13,529	16,590	20,535	22,526
	BUG Rating	B1-U0-G2	B1-U0-G2	B1-U0-G3	B1-U0-G3	B1-U0-G3	B1-U0-G3	B2-U0-G4	B2-U0-G4	B2-U0-G4	B2-U0-G4	B2-U0-G5	B2-U0-G5
	Lumens per Watt	134	127	117	113	138	131	122	117	141	134	124	118
5NQ	Lumens	4,917	6,029	7,462	8,186	9,803	12,022	14,879	16,323	14,579	17,877	22,126	24,274
	BUG Rating	B2-U0-G1	B2-U0-G1	B3-U0-G1	B3-U0-G1	B3-U0-G1	B3-U0-G1	B3-U0-G2	B3-U0-G2	B3-U0-G2	B4-U0-G2	B4-U0-G2	B4-U0-G2
	Lumens per Watt	145	137	126	122	149	141	132	127	152	144	133	127
5MQ	Lumens	5,094	6,247	7,731	8,481	10,156	12,455	15,415	16,910	15,103	18,521	22,923	25,147
	BUG Rating	B3-U0-G1	B3-U0-G1	B3-U0-G2	B3-U0-G2	B3-U0-G2	B4-U0-G2	B4-U0-G2	B4-U0-G2	B4-U0-G2	B4-U0-G2	B5-U0-G3	B5-U0-G3
	Lumens per Watt	150	142	131	127	154	147	136	131	157	149	138	132
5WQ	Lumens	4,976	6,102	7,553	8,285	9,921	12,166	15,058	16,518	14,755	18,092	22,394	24,565
	BUG Rating	B3-U0-G1	B3-U0-G1	B3-U0-G2	B3-U0-G2	B4-U0-G2	B4-U0-G2	B4-U0-G2	B4-U0-G2	B4-U0-G2	B5-U0-G3	B5-U0-G3	B5-U0-G3
	Lumens per Watt	146	139	128	124	150	143	133	128	154	146	135	129
SLL/ SLR	Lumens	4,225	5,181	6,412	7,035	8,423	10,328	12,784	14,023	12,526	15,360	19,011	20,854
	BUG Rating	B1-U0-G2	B1-U0-G2	B1-U0-G2	B1-U0-G3	B1-U0-G3	B2-U0-G3	B2-U0-G3	B2-U0-G3	B2-U0-G3	B2-U0-G4	B2-U0-G4	B3-U0-G4
	Lumens per Watt	124	118	109	105	128	122	113	109	130	124	115	109
RW	Lumens	4,887	5,994	7,418	8,138	9,745	11,950	14,791	16,224	14,492	17,770	21,995	24,128
	BUG Rating	B2-U0-G1	B3-U0-G1	B3-U0-G1	B3-U0-G1	B3-U0-G1	B3-U0-G2	B4-U0-G2	B4-U0-G2	B4-U0-G2	B4-U0-G2	B4-U0-G2	B4-U0-G2
	Lumens per Watt	144	136	126	121	148	141	131	126	151	143	132	126
AFL	Lumens	4,901	6,009	7,438	8,159	9,771	11,981	14,829	16,268	14,532	17,818	22,054	24,193
	BUG Rating	B1-U0-G1	B1-U0-G1	B1-U0-G1	B1-U0-G1	B1-U0-G1	B2-U0-G2	B2-U0-G2	B2-U0-G2	B2-U0-G2	B2-U0-G2	B3-U0-G2	B3-U0-G2
	Lumens per Watt	144	137	126	122	148	141	131	126	151	144	133	127

NOTES: 1. Photometric data published here for 740, 750, 760 Color Temperature options. For other options, refer to published IES files on product webpage or Supplemental Performance Tables.

Power and Lumens (4-6 Light Squares)

Number of Light Squares		SA4A	SA4B	SA4C	SA4D	SA5A	SA5B	SA5C	SA5D	SA6A	SA6B	SA6C	SA6D
Square Count		4	4	4	4	5	5	5	5	6	6	6	6
Drive Current (mA)		615	800	1050	1200	615	800	1050	1200	615	800	1050	1200
Power (Watts)		129	171	225	258	162	210	279	320	193	249	333	382
Input Current @ 120V (A)		1.16	1.54	2.03	2.31	1.44	1.90	2.55	2.94	1.73	2.26	3.06	3.56
Input Current @ 208V (A)		0.65	0.88	1.11	1.27	0.84	1.06	1.37	1.57	0.99	1.24	1.64	1.87
Input Current @ 240V (A)		0.56	0.76	0.96	1.10	0.74	0.92	1.19	1.35	0.87	1.08	1.41	1.61
Input Current @ 277V (A)		0.52	0.72	0.83	0.96	0.69	0.83	1.03	1.18	0.81	0.95	1.23	1.39
Input Current @ 347V (A)		0.39	0.49	0.64	0.78	0.49	0.63	0.82	0.96	0.60	0.77	1.00	1.15
Input Current @ 480V (A)		0.30	0.37	0.48	0.60	0.38	0.48	0.61	0.73	0.48	0.59	0.75	0.85
Distribution [1]													
T2	Lumens	18,696	22,927	28,377	31,129	23,043	28,257	34,975	38,366	27,605	33,851	41,897	45,962
	BUG Rating	B3-U0-G3	B3-U0-G4	B3-U0-G4	B3-U0-G4	B3-U0-G4	B3-U0-G4	B3-U0-G4	B3-U0-G5	B3-U0-G4	B3-U0-G4	B3-U0-G5	B3-U0-G5
	Lumens per Watt	145	134	126	121	142	135	125	120	143	136	126	120
T2R	Lumens	20,017	24,545	30,380	33,327	24,669	30,251	37,442	41,074	29,554	36,241	44,856	49,206
	BUG Rating	B2-U0-G3	B3-U0-G3	B3-U0-G4	B3-U0-G4	B3-U0-G3	B3-U0-G4	B3-U0-G4	B3-U0-G4	B3-U0-G3	B3-U0-G4	B3-U0-G4	B3-U0-G5
	Lumens per Watt	155	144	135	129	152	144	134	128	153	146	135	129
T3	Lumens	19,106	23,430	28,999	31,811	23,548	28,877	35,741	39,207	28,210	34,593	42,816	46,969
	BUG Rating	B3-U0-G3	B3-U0-G4	B3-U0-G4	B3-U0-G4	B3-U0-G4	B3-U0-G4	B3-U0-G5	B3-U0-G5	B3-U0-G4	B3-U0-G4	B3-U0-G5	B4-U0-G5
	Lumens per Watt	148	137	129	123	145	138	128	123	146	139	129	123
T3R	Lumens	19,428	23,824	29,488	32,346	23,944	29,363	36,343	39,868	28,685	35,175	43,537	47,759
	BUG Rating	B2-U0-G3	B3-U0-G4	B3-U0-G4	B3-U0-G4	B3-U0-G4	B3-U0-G4	B3-U0-G5	B3-U0-G5	B3-U0-G4	B3-U0-G5	B3-U0-G5	B3-U0-G5
	Lumens per Watt	151	139	131	125	148	140	130	125	149	141	131	125
T4FT	Lumens	19,251	23,607	29,219	32,054	23,727	29,097	36,014	39,506	28,425	34,857	43,142	47,326
	BUG Rating	B3-U0-G4	B3-U0-G4	B3-U0-G5	B3-U0-G5	B3-U0-G4	B3-U0-G5	B3-U0-G5	B3-U0-G5	B3-U0-G5	B3-U0-G5	B3-U0-G5	B4-U0-G5
	Lumens per Watt	149	138	130	124	146	139	129	123	147	140	130	124
T4W	Lumens	18,876	23,146	28,648	31,427	23,264	28,528	35,310	38,734	27,868	34,174	42,298	46,400
	BUG Rating	B3-U0-G4	B3-U0-G4	B3-U0-G4	B3-U0-G5	B3-U0-G4	B3-U0-G4	B3-U0-G5	B4-U0-G5	B3-U0-G4	B3-U0-G5	B4-U0-G5	B4-U0-G5
	Lumens per Watt	146	135	127	122	144	136	127	121	144	137	127	121
SL2	Lumens	18,726	22,963	28,421	31,178	23,080	28,302	35,030	38,426	27,649	33,904	41,964	46,034
	BUG Rating	B3-U0-G4	B3-U0-G4	B3-U0-G5	B3-U0-G5	B3-U0-G4	B3-U0-G5	B3-U0-G5	B4-U0-G5	B3-U0-G5	B3-U0-G5	B4-U0-G5	B4-U0-G5
	Lumens per Watt	145	134	126	121	142	135	126	120	143	136	126	121
SL3	Lumens	19,075	23,391	28,952	31,760	23,511	28,831	35,684	39,145	28,166	34,538	42,749	46,894
	BUG Rating	B2-U0-G4	B3-U0-G4	B3-U0-G5	B3-U0-G5	B3-U0-G4	B3-U0-G5	B3-U0-G5	B3-U0-G5	B3-U0-G5	B3-U0-G5	B3-U0-G5	B3-U0-G5
	Lumens per Watt	148	137	129	123	145	137	128	122	146	139	128	123
SL4	Lumens	18,222	22,345	27,656	30,339	22,459	27,540	34,086	37,392	26,905	32,992	40,835	44,795
	BUG Rating	B2-U0-G4	B2-U0-G5	B3-U0-G5	B3-U0-G5	B2-U0-G5	B3-U0-G5	B3-U0-G5	B3-U0-G5	B3-U0-G5	B3-U0-G5	B3-U0-G5	B3-U0-G5
	Lumens per Watt	141	131	123	118	139	131	122	117	139	132	123	117
5NQ	Lumens	19,636	24,078	29,802	32,692	24,201	29,677	36,731	40,294	28,992	35,552	44,003	48,270
	BUG Rating	B4-U0-G2	B4-U0-G2	B5-U0-G2	B5-U0-G2	B4-U0-G2	B5-U0-G2	B5-U0-G3	B5-U0-G3	B4-U0-G2	B5-U0-G3	B5-U0-G3	B5-U0-G3
	Lumens per Watt	152	141	132	127	149	141	132	126	150	143	132	126
5MQ	Lumens	20,341	24,945	30,873	33,868	25,071	30,744	38,052	41,743	30,035	36,830	45,584	50,006
	BUG Rating	B4-U0-G2	B5-U0-G3	B5-U0-G3	B5-U0-G4	B5-U0-G3	B5-U0-G3	B5-U0-G4	B5-U0-G4	B5-U0-G3	B5-U0-G4	B5-U0-G4	B5-U0-G4
	Lumens per Watt	158	146	137	131	155	146	136	130	156	148	137	131
5WQ	Lumens	19,872	24,368	30,161	33,086	24,493	30,035	37,174	40,780	29,341	35,980	44,532	48,852
	BUG Rating	B5-U0-G3	B5-U0-G3	B5-U0-G4	B5-U0-G4	B5-U0-G3	B5-U0-G4	B5-U0-G4	B5-U0-G4	B5-U0-G4	B5-U0-G4	B5-U0-G5	B5-U0-G5
	Lumens per Watt	154	143	134	128	151	143	133	127	152	144	134	128
SLL/ SLR	Lumens	16,870	20,688	25,605	28,089	20,793	25,496	31,559	34,620	24,908	30,545	37,805	41,472
	BUG Rating	B2-U0-G4	B3-U0-G4	B3-U0-G5	B3-U0-G5	B3-U0-G4	B3-U0-G5	B3-U0-G5	B3-U0-G5	B3-U0-G5	B3-U0-G5	B3-U0-G5	B3-U0-G5
	Lumens per Watt	131	121	114	109	128	121	113	108	129	123	114	109
RW	Lumens	19,519	23,935	29,625	32,498	24,057	29,500	36,512	40,054	28,818	35,340	43,739	47,982
	BUG Rating	B4-U0-G2	B4-U0-G2	B5-U0-G3	B5-U0-G3	B4-U0-G2	B5-U0-G3	B5-U0-G3	B5-U0-G3	B5-U0-G3	B5-U0-G3	B5-U0-G4	B5-U0-G4
	Lumens per Watt	151	140	132	126	149	140	131	125	149	142	131	126
AFL	Lumens	19,571	24,000	29,705	32,586	24,121	29,578	36,611	40,162	28,896	35,434	43,858	48,112
	BUG Rating	B2-U0-G2	B3-U0-G2	B3-U0-G3	B3-U0-G3	B3-U0-G2	B3-U0-G3	B3-U0-G3	B3-U0-G3	B3-U0-G3	B3-U0-G3	B3-U0-G3	B3-U0-G3
	Lumens per Watt	152	140	132	126	149	141	131	126	150	142	132	126

NOTES: 1. Photometric data published here for 740, 750, 760 Color Temperature options. For other options, refer to published IES files on product webpage or Supplemental Performance Tables.

Control Options

0-10V
This fixture provides 0-10V dimming wire leads for use with a lighting control panel or other control method.

Photocontrol (PR and PR7)
Photocontrol receptacles provide a flexible solution to enable "dusk-to-dawn" lighting by sensing light levels. Advanced control systems compatible with NEMA 7-PIN standards can be utilized with the PR7 receptacle.

After Hours Dim (AHD)
This feature allows photocontrol-enabled luminaires to achieve additional energy savings by dimming during scheduled portions of the night. The dimming profile will automatically take effect after a "dusk-to-dawn" period has been calculated from the photocontrol input. Specify the desired dimming profile for a simple, factory-shipped dimming solution requiring no external control wiring. Reference the After Hours Dim supplemental guide for additional information.

Dimming Occupancy Sensor (SPB, MS/DIM-LXX, MS/X-LXX and MS-LXX)
When a sensor for dimming operation (MS/DIM) option is selected, the luminaire will dim down to approximately 50 percent power after five mintues of no activity detected. When activity is detected, the luminaire returns to full light output. When a sensor for ON/OFF operation (MS-LXX) is selected, the luminaire will turn off after five minutes of no activity. When a sensor for bi-level operation (MS/X) is selected, the specified number of light engines will shut off after five minutes of inactivity. The remaining light engines will remain on. The SPB sensor is factory preset to dim down to approximately 10% power with a time delay of five minutes. The SPB requires the Sensor Configuration mobile application by Wattstopper or iOS and Android devices to change factory default dimming level, time delay, sensitivity and other parameters.

These occupancy sensors include an integral photocell that can be activated or inactivated with the programming remote / configuration tool for "dusk-to-dawn" control or daylight harvesting - the factory preset is OFF (Disabled.) The programming remote / tool is a wireless tool that can be utilized to change the dimming level, time delay, sensitivity and other parameters. A variety of sensor lenses are available to optimize the coverage pattern for mounting heights from 8'-40'.

For mounting heights up to 8' (SPB1, -L08)

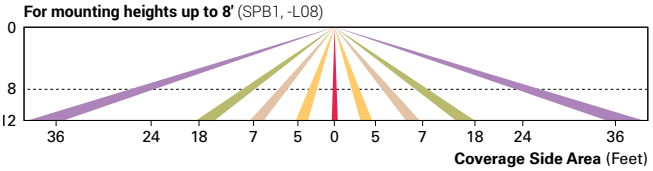

For mounting heights up to 20' (SPB2, -L20)

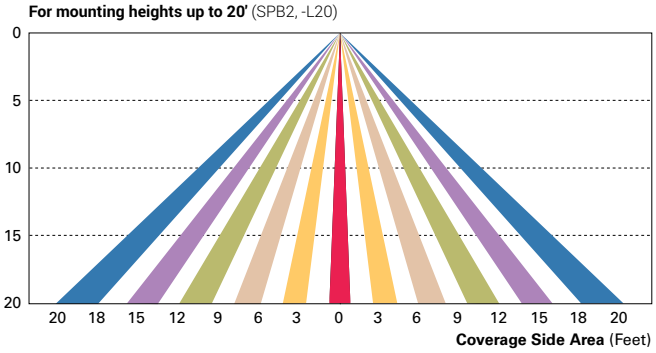

For mounting heights up to 40' (SPB4, -L40W)

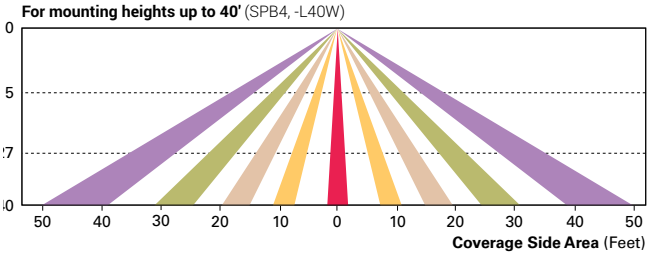

WaveLinx Wireless Control and Monitoring System Available in 7-PIN configurations, the WaveLinx Outdoor control platform operates on a wireless mesh network based on IEEE 802.15.4 standards enabling wireless control of outdoor lighting. Use the WaveLinx Mobile application for set-up and configuration. At least one Wireless Area Controller (WAC) is required for full functionality and remote communication (including adjustment of any factory pre-sets).
WaveLinx Outdoor Control Module (WOLC-7P-10A) A photocontrol that enables astronomic or time-based schedules to provide ON, OFF and dimming control of fixtures utilizing a 7-PIN receptacle. The out-of-box functionality is ON at dusk and OFF at dawn.

Enlighted Wireless Control and Monitoring System (LWR-LW and LWR-LN)
Enlighted is a connected lighting solution that combines LED luminaires with an integrated wireless sensor system. The sensor controls the lighting system in compliance with the latest energy codes and collects valuable data about building performance and use. Software applications turn the granular data into information through energy dashboards and specialized apps that make it simple and help optimize the use of building resources, beyond lighting.

For mounting heights from 8' to 16' (LWR-LW)

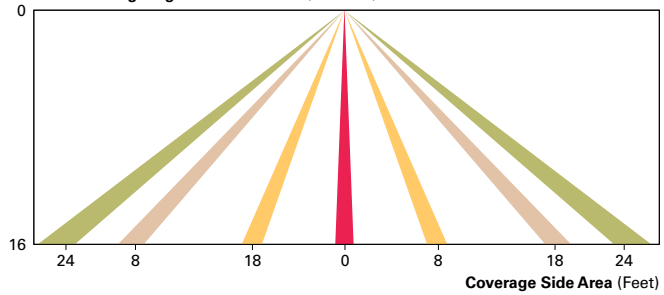

For mounting heights from 16' to 40' (LWR-LN)

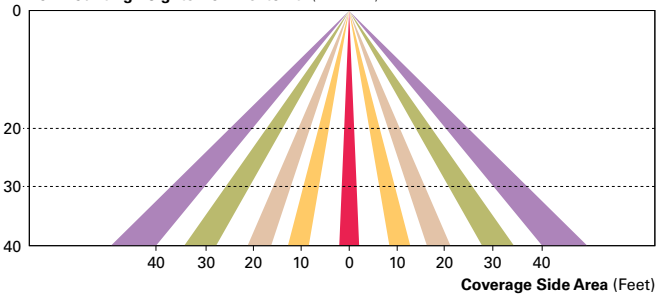

LumenSafe (LD)
The LumenSafe integrated network camera is a streamlined, outdoor-ready camera that provides high definition video surveillance. This IP camera solution is optically designed to integrate into virtually any video management system or security software platform of choice. No additional wiring is needed beyond providing line voltage power to the luminaire. LumenSafe features factory-installed power and networking gear in a variety of networking options allowing security integrators to design the optimal solution for active surveillance.

Cooper Lighting Solutions
1121 Highway 74 South
Peachtree City, GA 30269
P: 770-486-4800
www.cooperlighting.com
© 2022 Cooper Lighting Solutions
All Rights Reserved.

Specifications and dimensions
subject to change without notice.

RTA

Round Tapered Aluminum Pole with Arms
Single Mast — 4-Bolt Base

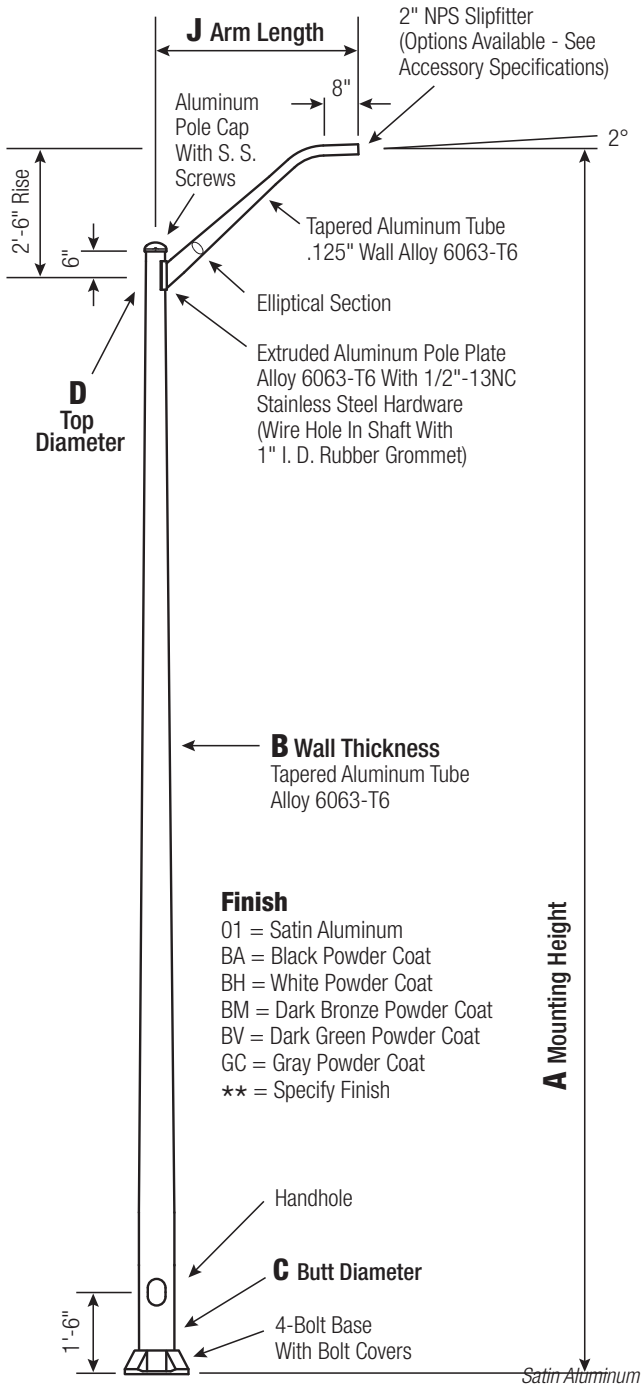

WARNING:
Do not install light pole without luminaire.

Satin Aluminum or Powder Coated Finish per Customer Specification.

A Mtg. Hgt.	B Wall Thickness	C Butt Diameter	J Arm Length	Lum. Weight	Maximum EPA 90	100	110	120	130	Old Cat. Number	Catalog Number
25	0.156"	7	6'	60	8.6	6.8	6.2	5.2	4.2	21-365	RTA25C7B4M16-**

C Butt Dia.	D Top Dia.	F Bolt Cir. Dia.	G Base Sq.	H Bolt Proj.	I Bolt Size
7	4.5	10 - 11	10.5	2.75	1 x 36 x 4

Dimensions in Inches

Customer Name:	
Project:	Location:
Notes:	Quantity:

RTA25C7B4M16 - [ ]

CATALOG NUMBER — FINISH

Pole

Shaft and arm will be constructed of seamless extruded tube of 6063 Aluminum Alloy per the requirements of ASTM B221. The shaft assembly shall be full-length heat treated after base weld to produce a T6 temper.

Base Style

4-Bolt Cast Aluminum Base Flange of Alloy 356-T6 with Aluminum Bolt Covers (Alloy 356-F) and Stainless Steel Hex Head Attaching Screws.



Handhole

Reinforced, 4" x 6" curved Cast Aluminum Frame (Alloy 356-T6) with Aluminum Door and two (2) SS Hex Head Screws. Reinforced Frame will contain a tapped 3/8"-16NC Grounding Provision.

Anchorage

Anchorage Kit will include four (4) L-shaped Steel Anchor Bolts conforming to AASHTO M314-90 Grade 55. Ten inches (10") of threaded end will be galvanized per ASTM A153. Kits will contain four (4) Hex Nuts, four (4) Lock Washers, and four (4) Flat Washers (all components Galvanized Steel). A bolt circle template will be provided.

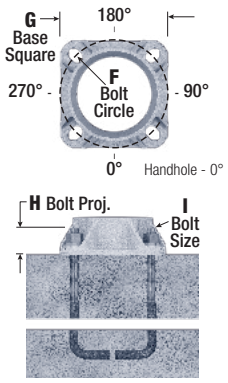

Vibration Damper

When determined necessary by Hapco, a Vibration Damper will be factory-installed inside the pole shaft. Customer specification of the damper is available.



EPA Notes: *Effective Projected Area (EPA) in square feet. EPA's calculated using wind velocity (mph) indicated in accordance with 2009 AASHTO LTS-5 using a 25 year design life. Maximum EPA is based on the luminaire weight shown. Increased luminaire weight may reduce the maximum EPA. If weight is exceeded, or if other design life or code is required, please consult the factory.*

hapco pole products

26252 Hillman Highway
Abingdon, VA 24210
800.368.7171
www.hapco.com



Williamson-Travis Counties Municipal Utility District No.1
General Manager Report for the month of
February 2024

March 20th, 2024

Reviewed By: Makenzi Scales

INFRAMARK
WATER & INFRASTRUCTURE SERVICES

Billing Summary

WTCMUD1

Description	Connections	
	Feb-23	Feb-24
Residential	1891	1891
Commercial	27	27
Hydrant		
Tracking	10	10
Total Number of Accounts Billed	**1,936**	**1,936**
	Consumption	
Residential	9,401,000	8,723,000
Commercial	1,018,000	895,000
Hydrant		
Tracking	76,000	263,000
No Bill	305,000	216,000
Total Gallons Consumed	**10,800,000**	**10,097,000**
	Average Consumption	
Residential	4,971	9,414
Commercial	37,704	80,000
Hydrant	-	-
Tracking	7,600	16,000
Avg Water Use for Accounts Billed	**5,579**	**5,215**
Total Billed	$ 277,109	$ 195,822
Total Aged Receivables	$ 16,011	$ 19,685
Total Receivables	$ 282,951	$ 215,507

12 Billing Month History Revenue by Category			

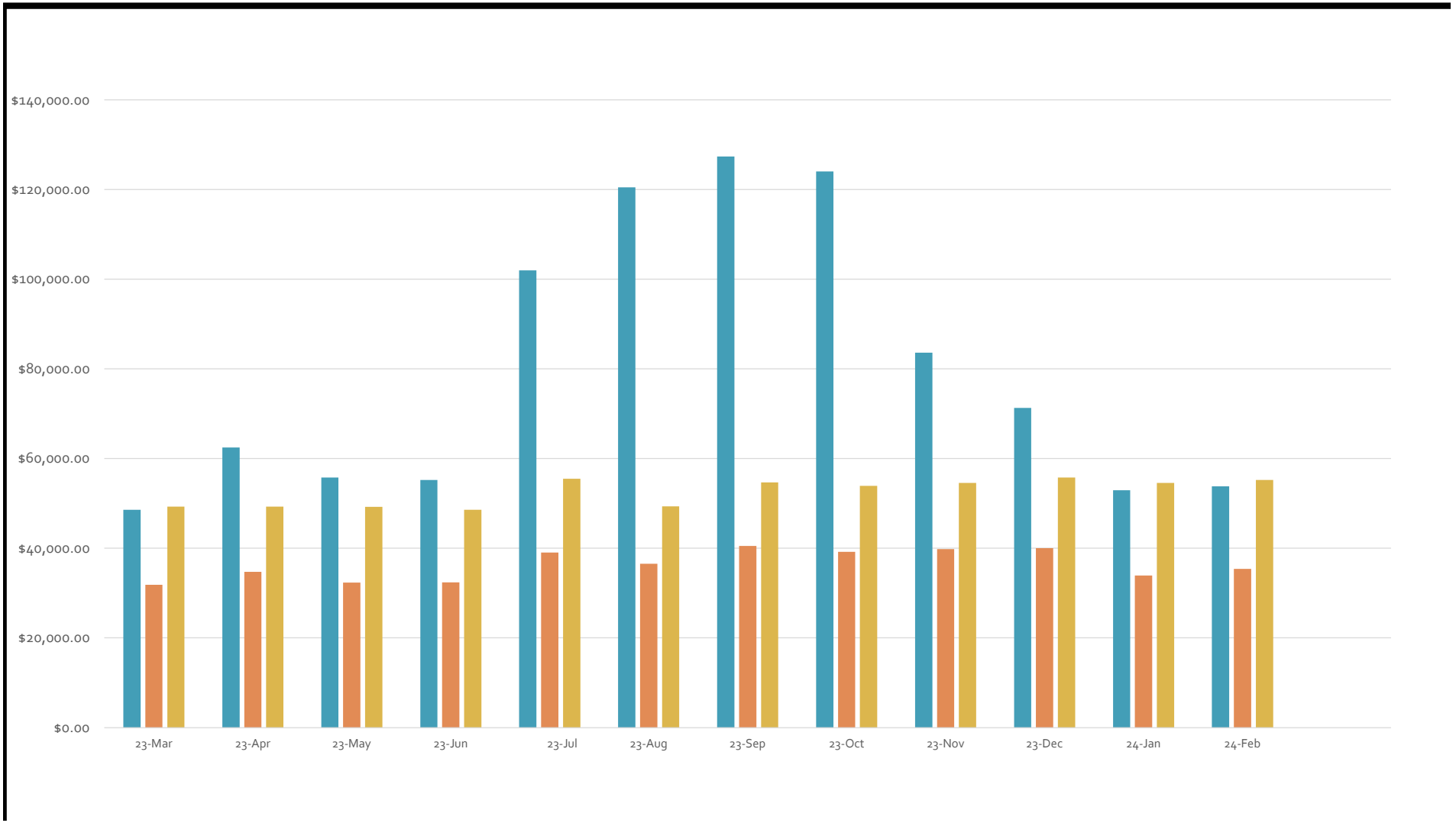

Water Revenue Wastewater Revenue Base Revenue

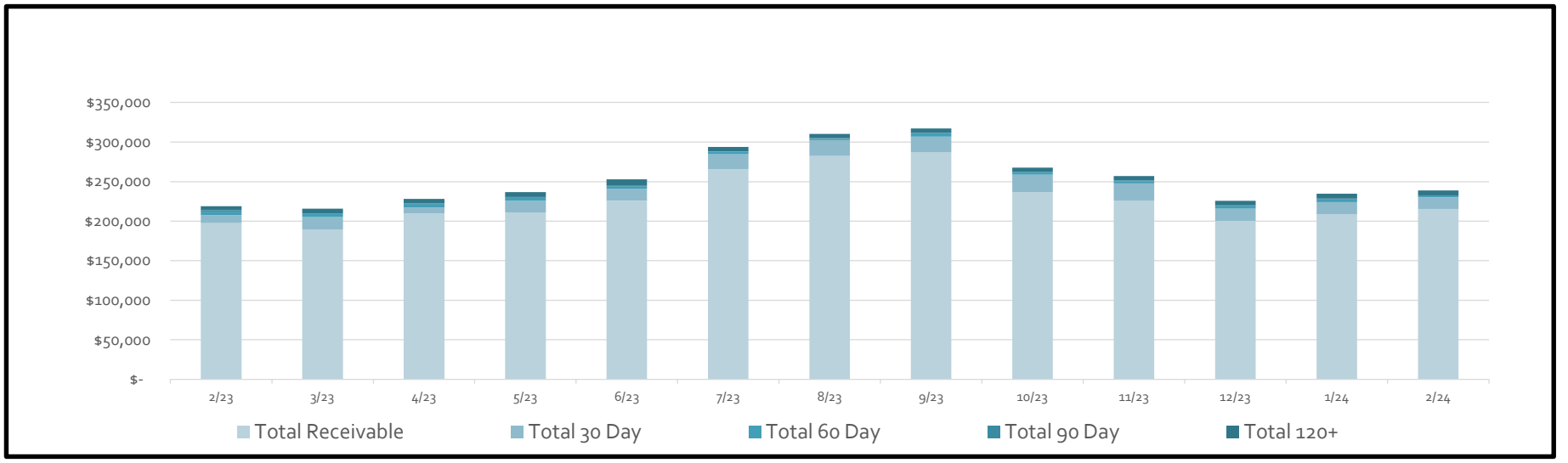

Date	Total Receivable	Total 30 Day	Total 60 Day	Total 90 Day	Total 120+
2/23	$ 197,537	$ 10,115	$ 4,248	$ 1,732	$ 5,110
3/23	$ 189,333	$ 15,690	$ 3,899	$ 837	$ 6,027
4/23	$ 210,098	$ 7,253	$ 3,605	$ 1,542	$ 5,738
5/23	$ 210,937	$ 14,955	$ 3,678	$ 978	$ 6,313
6/23	$ 225,915	$ 14,971	$ 2,908	$ 1,435	$ 7,877
7/23	$ 265,543	$ 18,884	$ 3,472	$ 477	$ 5,418
8/23	$ 282,670	$ 19,650	$ 1,855	$ 636	$ 5,666
9/23	$ 287,356	$ 19,506	$ 4,155	$ 621	$ 5,684
10/23	$ 236,591	$ 22,075	$ 2,942	$ 578	$ 5,490
11/23	$ 226,292	$ 21,388	$ 2,698	$ 1,111	$ 5,643
12/23	$ 200,416	$ 15,450	$ 3,167	$ 995	$ 5,743
1/24	$ 209,009	$ 15,201	$ 3,323	$ 1,154	$ 6,075
2/24	$ 215,507	$ 14,910	$ 1,117	$ 1,117	$ 6,075

Board Consideration to Write Off	$0.00
Board Consideration Collections	$0.00
Delinquent Letter Mailed	120
Delinquent Tags Hung	96
Disconnects for Non Payment	14

12 Month Accounts Arrears Report

Date	Current	Total 30 Day	Total 60 Day	Total 90 Day	Total 120+
2/23	1749	164	31	12	18
3/23	1750	151	47	7	17
4/23	1744	156	46	8	16
5/23	1724	196	42	11	16
6/23	1757	181	30	14	13
7/23	1717	227	42	8	12
8/23	1777	185	25	8	14
9/23	1724	216	36	7	15
10/23	1725	212	37	6	14
11/23	1707	204	48	7	15
12/23	1711	199	35	11	17
1/24	1698	200	40	12	19
2/24	1730	180	39	11	17

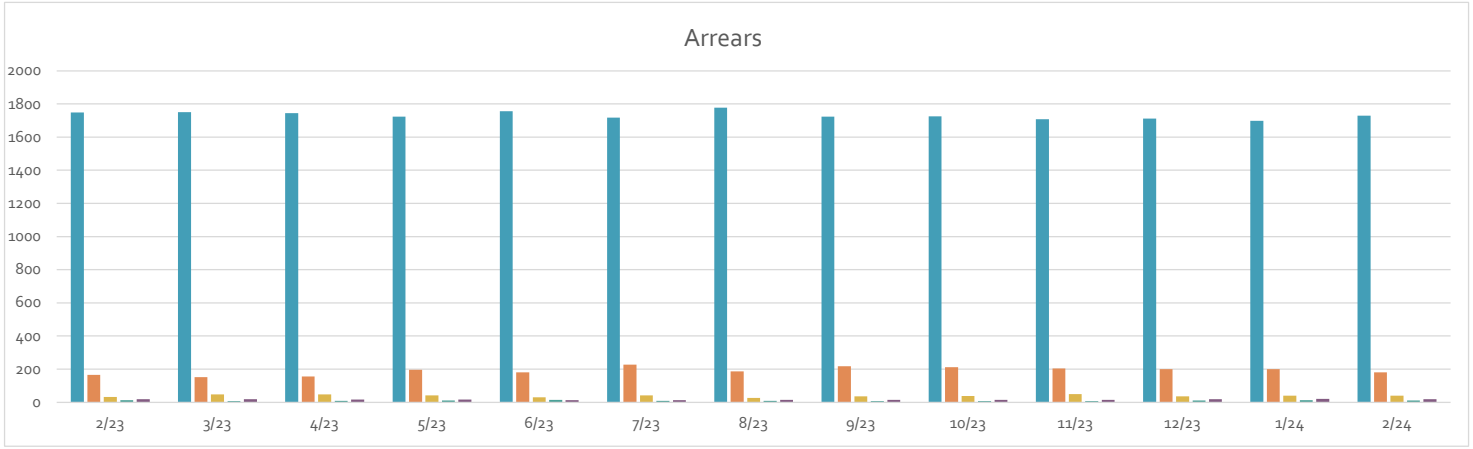

INFRAMARK
WATER & INFRASTRUCTURE SERVICES

Water Production and Quality

WTCMUD1

Water Quality Report -Disinfection Monitoring

Current Annual Avg	3.46

State Requirements Must Be Above .50

Date	CL_2 Avg	Mono	NH_3
Feb-23	3.40	3.19	0.09
Mar-23	3.69	3.11	0.18
Apr-23	3.44	3.19	0.76
May-23	3.22	2.86	0.11
Jun-23	3.29	3.05	0.19
Jul-23	3.29	3.05	0.11
Aug-23	3.56	3.32	0.19
Sep-23	3.56	3.32	0.19
Oct-23	3.54	3.02	0.06
Nov-23	3.81	3.54	0.02
Dec-23	3.53	3.34	0.01
Jan-24	3.47	3.27	0.03
Feb-24	3.15	3.03	0.11

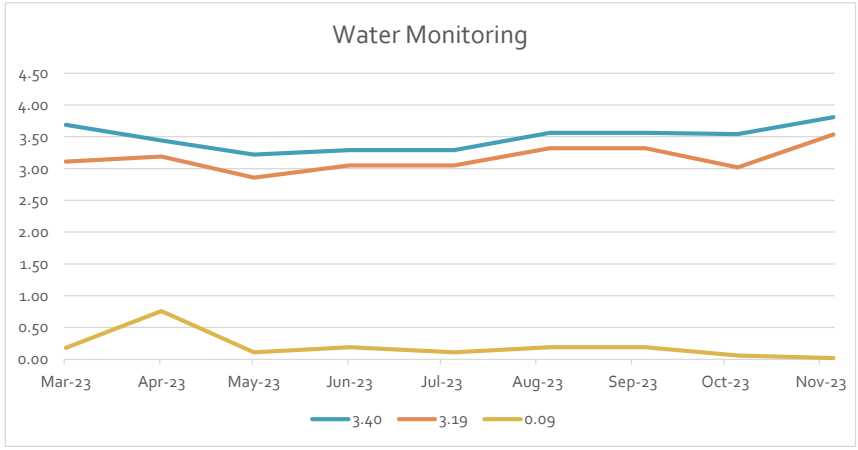

Water Accountability Report

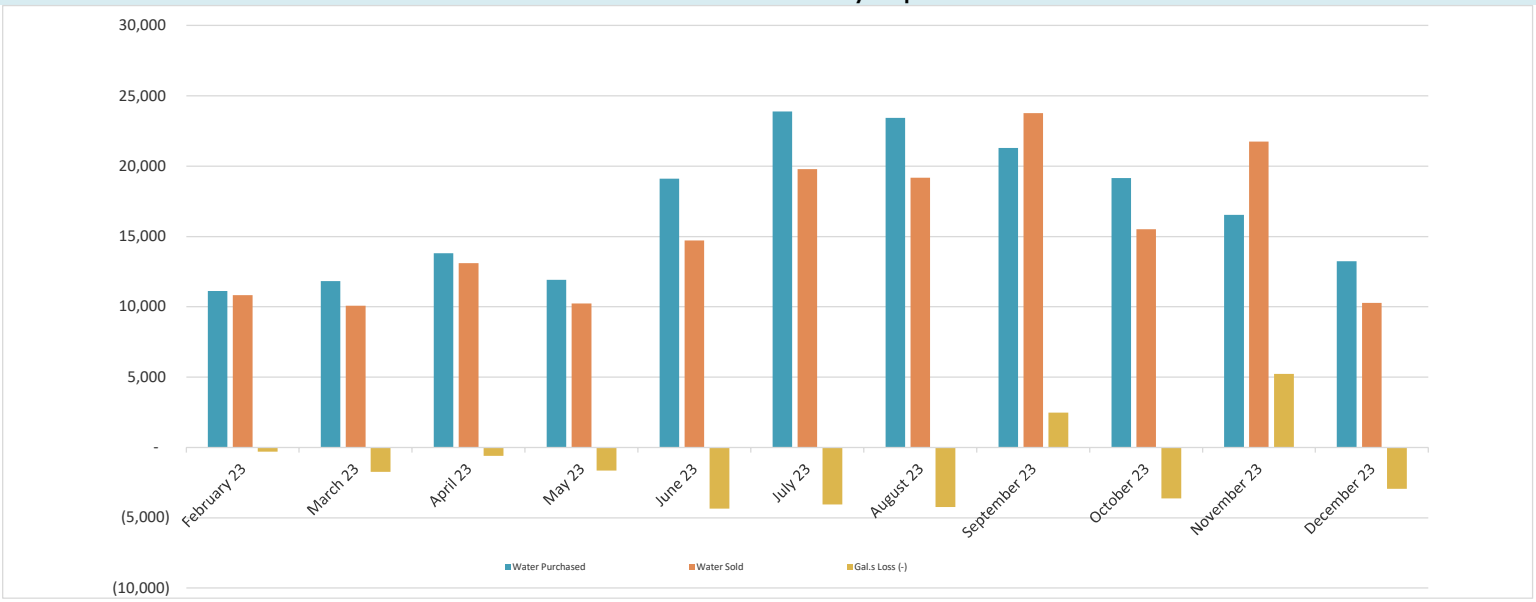

Water Accountability Report Historical

Month	Read Date	Number of Connections	Water Purchased	Water Sold	Flushing/ Other	Gal.s Loss (-)	Accounted For %
Feb-23	2/14/2023	1936	11,124	10,828	5	(291)	97%
Mar-23	3/14/2023	1936	11,819	10,086	0	(1,733)	85%
Apr-23	4/14/2023	1936	13,820	13,105	117	(598)	96%
May-23	5/12/2023	1936	11,916	10,237	42	(1,637)	86%
Jun-23	6/14/2023	1936	19,101	14,719	43	(4,339)	77%
Jul-23	7/14/2023	1936	23,879	19,787	37	(4,055)	83%
Aug-23	8/11/2023	1936	23,437	19,176	36	(4,225)	82%
Sep-23	9/12/2023	1936	21,297	23,767	14	2,484	112%
Oct-23	10/12/2023	1936	19,150	15,524	10	(3,616)	81%
Nov-23	11/13/2023	1936	16,538	21,752	13	5,227	132%
Dec-23	12/13/2023	1936	13,246	10,277	36	(2,933)	78%
Jan-24	1/12/2024	1936	12,400	9,893	12	(2,495)	80%
Feb-24	2/13/2024	1936	10,288	9,773	11.6	(503)	95%

INFRAMARK
WATER INFRASTRUCTURE OPERATIONS

DISTRICT:	**WTC1**
DATE:	**2.14.24**
WO #:	**3519713**
TECH.:	**TAMMY YBARRA**

DP POND INSPECTION

Pond Location	DP01 LITTLE ELM (1201 BRIGHTON BEND)
Pond water level	WET
Does the pond drain within 48 hours?	?
Sediment depth in the pond basin?	WET
Trash found at site?	WET
Is vegetation below 18" in height?	YES
Trees or brush found in basin area?	NO
Condition of vegetation around the out fall pipe	OK
Any damage to structural elements (pipes, concrete drainage, retaining walls, gabian walls, etc.)	NO
Are all inlets in area clear of debris and sediment?	YES
Trickle channel or splitter box	TRICKLE CHANNEL-IS FLOWING HEAVILY
COMMENTS:	POND LOOKS GOOD












INFRAMARK
WATER INFRASTRUCTURE OPERATIONS

DISTRICT:	**WTC1**
DATE:	**2.22.24**
WO #:	**3519713**
TECH.:	**TAMMY YBARRA**

DP POND INSPECTION

Pond Location	DP02 MADELINE (2418 MADELINE LOOP)
Pond water level	WET
Does the pond drain within 48 hours?	?
Sediment depth in the Pond basin	WET
Trash found at site?	NO
Is vegetation below 18" in height?	YES
Trees or brush found in basin area?	NO
Condition of vegetation around the out fall pipe	OK
Any damage to structural elements (pipes, concrete drainage, retaining walls, gabian walls, etc.)	NO
Are all inlets in area clear of debris and sediment?	NO-COUPLE OF INLETS HAVE SEDIMENT
Condition of trickle channel, water levels(flowing, stagnant, dry, etc.)	HEAVY FLOW
COMMENTS:	

Clear sediment from inlets(WO#3550550), Clear sediment from t.c.(WO#3550545), straighten fence(WO#3550542),repair tiger teeth(wo#3550547), repair cracked foundation(WO#3550549)



INFRAMARK
WATER INFRASTRUCTURE OPERATIONS

DISTRICT:	**WTC1**
DATE:	**2.22.24**
WO #:	**3519713**
TECH.:	**TAMMY YBARRA**

DP POND INSPECTION

Pond Location	DP03 SUNCHASE (2403 SUNCHASE)
Pond water level	WET
Does the pond drain within 48 hours?	?
Sediment depth in the Pond basin	NA
Trash found at site?	NO
Is vegetation below 18" in height?	YES
Trees or brush found in basin area?	NO
Condition of vegetation around the out fall pipe	NA
Any damage to structural elements (pipes, concrete drainage, retaining walls, gabian walls, etc.)	NO
Are all inlets in area clear of debris and sediment?	YES
Condition of trickle channel, water levels(flowing, stagnant, dry, etc.)	WATER FLOWING HEAVILY
COMMENTS:	POND LOOKS GOOD



INFRAMARK
WATER INFRASTRUCTURE OPERATIONS

DISTRICT:	**WTC1**
DATE:	**2.22.24**
WO #:	**3519713**
TECH.:	**TAMMY YBARRA**

DP POND INSPECTION

Pond Location	DP04 ANDERSON MILL-A (13183 ANDERSON MILL RD)
Pond water level	WET
Does the pond drain within 48 hours?	?
Sediment depth in the Pond basin	NA
Trash found at site?	NO
Is vegetation below 18" in height?	YES
Trees or brush found in basin area?	NO
Condition of vegetation around the out fall pipe	OK
Any damage to structural elements (pipes, concrete drainage, retaining walls, gabian walls, etc.)	NO
Are all inlets in area clear of debris and sediment?	YES
Condition of trickle channel, water levels(flowing, stagnant, dry, etc.)	STAGNANT WATER/ALGAE PRESENT
COMMENTS:	POND LOOKS GOOD








INFRAMARK
WATER INFRASTRUCTURE OPERATIONS

DISTRICT:	**WTC1**
DATE:	**2.22.24**
WO #:	**3519713**
TECH.:	**TAMMY YBARRA**

DP POND INSPECTION

Pond Location	DP05 ANDERSON MILL-B (13183 ANDERSON MILL RD)
Pond water level	WET
Does the pond drain within 48 hours?	?
Sediment depth in the Pond basin	NA
Trash found at site?	NO
Is vegetation below 18" in height?	YES
Trees or brush found in basin area?	NO
Condition of vegetation around the out fall pipe	OK
Any damage to structural elements (pipes, concrete drainage, retaining walls, gabian walls, etc.)	NO
Are all inlets in area clear of debris and sediment?	YES
Condition of trickle channel, water levels(flowing, stagnant, dry, etc.)	NA
COMMENTS:	POND LOOKS GOOD








INFRAMARK
WATER INFRASTRUCTURE OPERATIONS

DISTRICT:	**WTC1**
DATE:	
WO #:	**3519713**
TECH.:	**TAMMY YBARRA**

DP POND INSPECTION

Pond Location	DP06 CASHELL WOOD (2809 CASHELL WOOD)
Pond water level	WET IN SPOTS
Does the pond drain within 48 hours?	?
Sediment depth in the Pond basin	NA
Trash found at site?	NO
Is vegetation below 18" in height?	YES
Trees or brush found in basin area?	NO
Condition of vegetation around the out fall pipe	OK
Any damage to structural elements (pipes, concrete drainage, retaining walls, gabian walls, etc.)	NO
Are all inlets in area clear of debris and sediment?	NA
Condition of trickle channel, water levels(flowing, stagnant, dry, etc.)	NA
COMMENTS:	POND HAS SMALL AMOUNT OF STANDING WATER










INFRAMARK
WATER INFRASTRUCTURE OPERATIONS

DISTRICT:	**WTC1**
DATE:	**2.26.24**
WO #:	**3519713**
TECH.:	**TAMMY YBARRA**

DP POND INSPECTION

Pond Location	DP07 VESTAVIA (2511 VESTAVIA)
Pond water level	WET
Does the pond drain within 48 hours?	?
Sediment depth in the Pond basin	NA
Trash found at site?	NO
Is vegetation below 18" in height?	YES
Trees or brush found in basin area?	NO
Condition of vegetation around the out fall pipe	NA
Any damage to structural elements (pipes, concrete drainage, retaining walls, gabian walls, etc.)	NO
Are all inlets in area clear of debris and sediment?	NA
Panel Condition	OK
COMMENTS:	POND LOOKS GOOD









INFRAMARK
WATER INFRASTRUCTURE OPERATIONS

DISTRICT:	**WTC1**
DATE:	**2.26.24**
WO #:	**3519713**
TECH.:	**TAMMY YBARRA**

DP POND INSPECTION

Pond Location	DP08 2307 LONDON LN
Pond water level	DRY
Does the pond drain within 48 hours?	?
Sediment depth in the Pond basin	NA
Trash found at site?	NO
Is vegetation below 18" in height?	YES
Trees or brush found in basin area?	NO
Condition of vegetation around the out fall pipe	OK
Any damage to structural elements (pipes, concrete drainage, retaining walls, gabian walls, etc.)	NO
Are all inlets in area clear of debris and sediment?	YES
Condition of trickle channel water levels (flowing, stagnant, dry, etc.)	DRY
COMMENTS:	POND LOOKS GOOD





INFRAMARK
WATER INFRASTRUCTURE OPERATIONS

DISTRICT:	**WTC1**
DATE:	**2.26.24**
WO #:	**3519713**
TECH.:	**TAMMY YBARRA**

DP POND INSPECTION

Pond Location	DP09 2000 DAGAMA
Pond water level	DRY
Does the pond drain within 48 hours?	?
Sediment depth in the Pond basin	NO
Trash found at site?	NO
Is vegetation below 18" in height?	YES
Trees or brush found in basin area?	NO
Condition of vegetation around the out fall pipe	OK
Any damage to structural elements (pipes, concrete drainage, retaining walls, gabian walls, etc.)	NO
Are all inlets in area clear of debris and sediment?	YES
COMMENTS:	POND LOOKS GOOD, CLEAR SEDIMENT @ INLET(WO3565880)












INFRAMARK
WATER INFRASTRUCTURE OPERATIONS

DISTRICT:	**WTC1**
DATE:	**2.26.24**
WO #:	**3519713**
TECH.:	**TAMMY YBARRA**

DP POND INSPECTION

Pond Location	DP10 1909 ASTER PASS
Pond water level	DRY
Does the pond drain within 48 hours?	?
Sediment depth in the Pond basin	NA
Trash found at site?	NO
Is vegetation below 18" in height?	YES
Trees or brush found in basin area?	YES
Condition of vegetation around the out fall pipe	OK
Any damage to structural elements (pipes, concrete drainage, retaining walls, gabian walls, etc.)	NO
Are all inlets in area clear of debris and sediment?	YES
COMMENTS:	POND LOOKS GOOD/GRAFFITTI AT INLET (WO#3519441)









INFRAMARK
WATER INFRASTRUCTURE OPERATIONS

DISTRICT:	**WTC1**
DATE:	**2.26.24**
WO #:	**3519713**
TECH.:	**TAMMY YBARRA**

DP POND INSPECTION

Pond Location	DP11 YEGUA CREEK
Pond water level	DRY
Does the pond drain within 48 hours?	?
Sediment depth in the Pond basin	NA
Trash found at site?	NO
Is vegetation below 18" in height?	YES
Trees or brush found in basin area?	YES
Condition of vegetation around the out fall pipe	NA
Any damage to structural elements (pipes, concrete drainage, retaining walls, gabian walls, etc.)	NO
Are all inlets in area clear of debris and sediment?	NO
Condition of trickle channel, water levels(flowing, stagnant, dry, etc.)	DRY
COMMENTS:	**CLEAR SEDIMENT FROM INLETS(3519552) CLEAR SEDIMENT FROM TRICKLE CHANNEL(3519486)**

