



WTC MUD NO. 1
5-YEAR PARK PLAN

Planning Phase 2: Survey Results Winter 2022

Introduction	- 2 -
Results Snapshot	- 2 -
Survey Distribution Methods.....	- 3 -
Survey Participants	- 4 -
Project Priorities	- 8 -
Survey Limitations.....	- 20 -
Appendix A: Survey #2	- 22 -
Appendix B: Survey #1 Open-Ended Responses	- 28 -

Introduction

The Williamson-Travis Counties MUD #1 (the District) is preparing a 5-Year Park Plan to identify strategies for maximizing the value of its park system for the benefit of all residents. The District hired a planning consultant, Verdunity, to assist in the preparation of this plan and provide objective and professional guidance throughout the process.

To ensure the adopted park plan reflects the specific needs of the community, the planning process is designed to involve public participation from beginning to end.

In Phase 2 of the planning process, the Park Plan Advisory Committee and Verdunity (the Project Team) developed a comprehensive list of projects for the park system, as well as for each of the individual parks/ponds in the District. The list was prepared based on public input gathered in both Phase 1 and Phase 2 of the process (see [Planning Phase 1: Public Input Report](#) and [Park Workshops: Response Summary](#)).

The second community-wide survey (see Appendix A), which is the subject of this report, was intended to help the Project Team identify which projects to prioritize over the next 5 years and to gauge residents' attitudes about budgeting for parks.

Results Snapshot

Survey Question 1: Based on average rankings, respondents ranked *physical improvements* to our park system in the following order:

- First.** Trail Improvement Projects
- Second.** Playscape Projects
- Third.** Landscaping Projects
- Fourth.** Ecosystem Restoration and Enhancement Projects
- Fifth.** Water Play Project
- Sixth.** Athletic Sports Amenity Project
- Seventh.** Social Gathering Projects

Survey Question 2: Based on average rankings, respondents ranked *park use* projects in the following order:

- First.** Music and/or Movies in the Park

- Second.** Large Community Events
- Third.** Active Recreational Events
- Fourth.** Community Art Projects
- Fifth.** Informational Classes
- Sixth.** Contests and Community Challenges

Survey Question 3: Respondents reported an average per person per year budget of **\$104**, which multiplied out is the equivalent of roughly \$570,000 per year.

Survey Distribution Methods

Survey #2 was published on January 25, 2022 and remained open for public response until February 28, 2022. Results were not reviewed until after the survey was closed. The survey was administered online through Survey Monkey, although a paper copy was also made available.¹

The survey was advertised to the community in the following ways:

- A direct email was sent to everyone who provided their email address during Phase 1 of the planning process.
- A link to the survey was posted on the front page of the District's website and also included on the District's Play in the MUD project page.
- Posts were made to multiple Facebook pages and community groups, and posts were also made to Nextdoor.
- A large community sign was placed first at Anderson Mill West Park and then moved to Lakeline Oaks Park.
- Small signs were placed in parks and on some dog waste collection stations. The signs included a QR code so people could link directly to the survey from their phones. The website address was also included on the sign.
- Advisory Committee members were tasked with helping to spread the word and encouraging neighbors to take the survey, which they did in several ways (verbal, text, email, social media).
- Direct emails were sent by the Lakeline Oaks Homeowners Association to Lakeline Oaks residents through the organization's existing communication channel.

¹ Although some paper copies were distributed, no copies were handed in.

Survey Participants

In total, the survey received 265 responses. Although demographic information is presented up front in this report, those questions were placed at the end of the survey because they were considered of secondary in importance to the more substantive survey questions about the park system.

Figure 1 shows age composition of respondents (235 responses). A broad range of adult ages were represented in the data. However, only a few respondents reported being between the ages of 18 and 25.

Figure 1: Age of Respondents

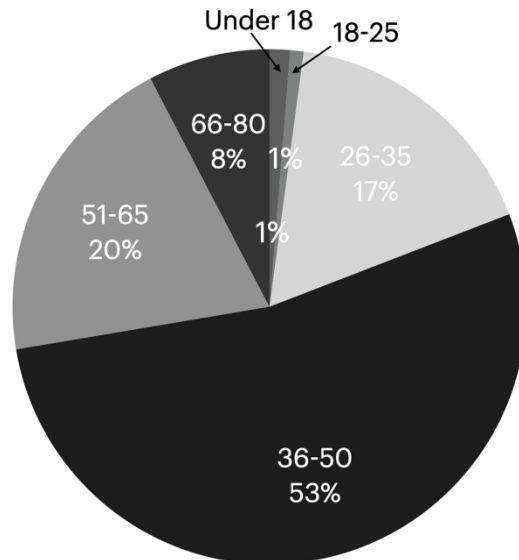


Figure 2 shows the household composition of respondents (244 responses). Overall, 62% of respondents reported having children (ages 0-18) in the home, and 36% were adults without children in the home.

Figure 2: Household Composition of Respondents

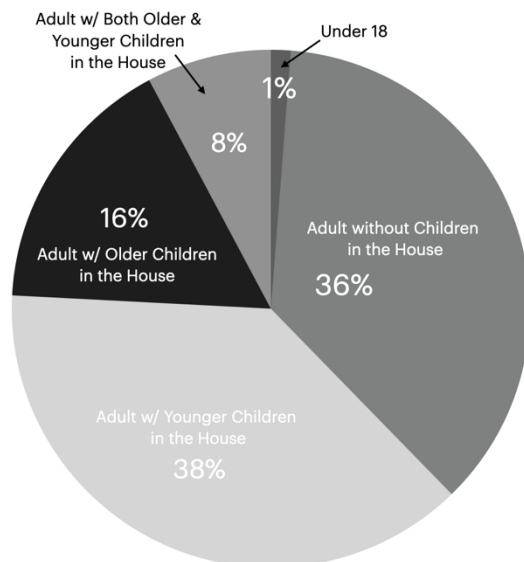


Figure 3 shows how respondents were distributed throughout the District's four neighborhoods (244 responses). Due to its size, the Anderson Mill West neighborhood was further broken into three areas, shown on the map to the right.

Representation in the data came from all 4 of the District's neighborhoods, and from all 3 areas of Anderson Mill West. A significant number of responses did come from Lakeline Oaks, possibly as a result of the direct email sent to all residents of that neighborhood from the Lakeline Oaks HOA.



Figure 3: Neighborhood Distribution of Respondents

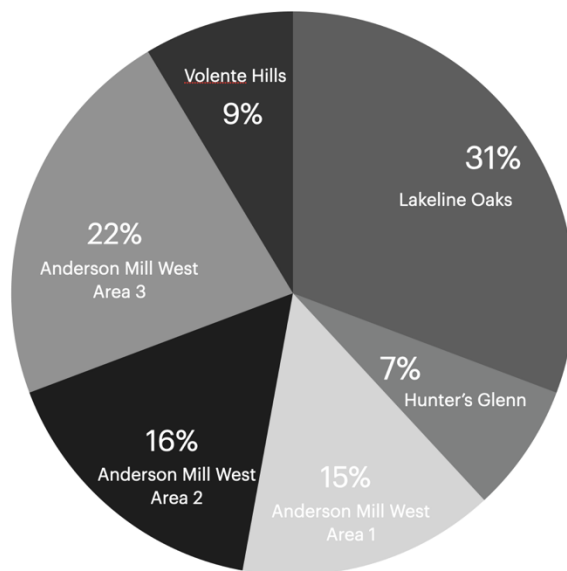


Figure 4 shows the results of the question: *Did you provide input during an earlier phase of this park planning process? (check all that apply)* (244 responses). Roughly 65% of respondents reported previous engagement in the process in one form or another, while 35% of respondents indicated that this survey was their first time participating.

Figure 4: Respondent's Engagement History

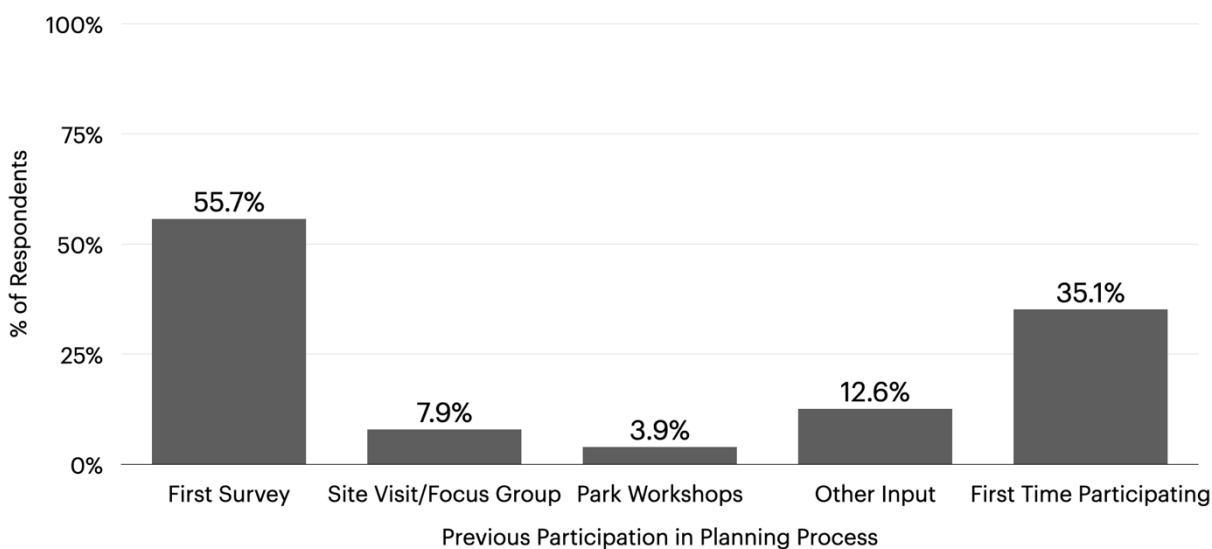
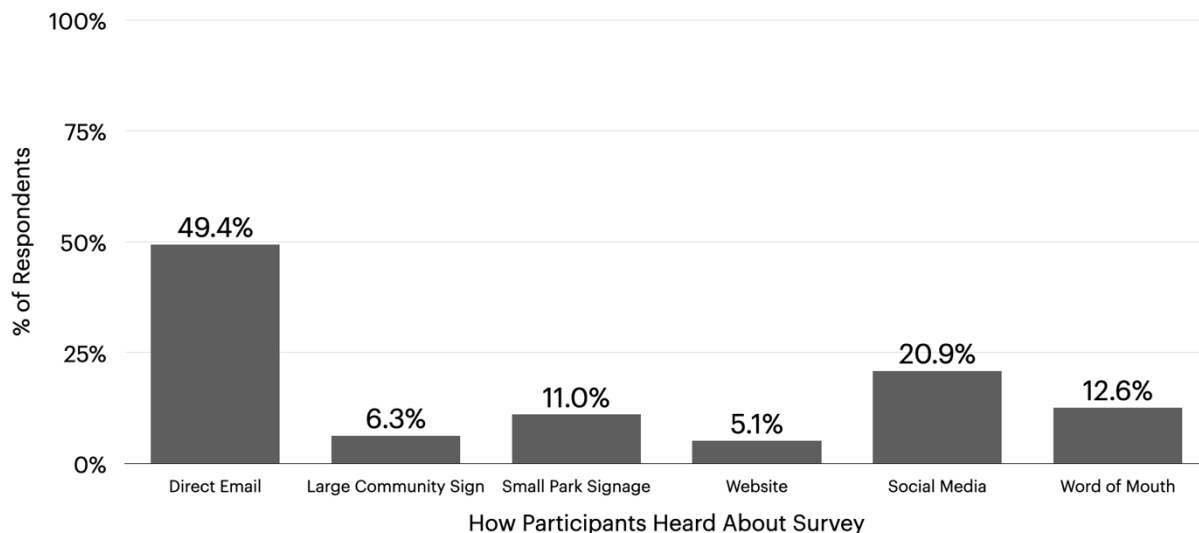


Figure 5 shows data on how residents heard about the survey (244 responses). Respondents were able to check more than one answer if they heard about the survey in multiple ways. These data suggest that the most important communication tool for advertising the survey was direct email (49.4%), followed by social media posts (20.9%).

Figure 5: How Respondents Learned about the Survey



Lastly, the survey asked respondents whether they owned or rented their home and only 2% of 244 respondents indicated they were renters, with the other 98% indicating they owned their home in the District.

Project Priorities

The first set of questions in the survey were intended to help the planning team understand how to prioritize project types. The projects including in the following two questions were identified based on the [outcomes of participation in Phase 1 of the process](#) and were broken down into two categories:

Facility & Amenity Improvements: These involve physical changes to park spaces.

Community Programming Improvements: These relate to how the parks are used--the events, activities, and uses that make the parks better places for people to spend time.

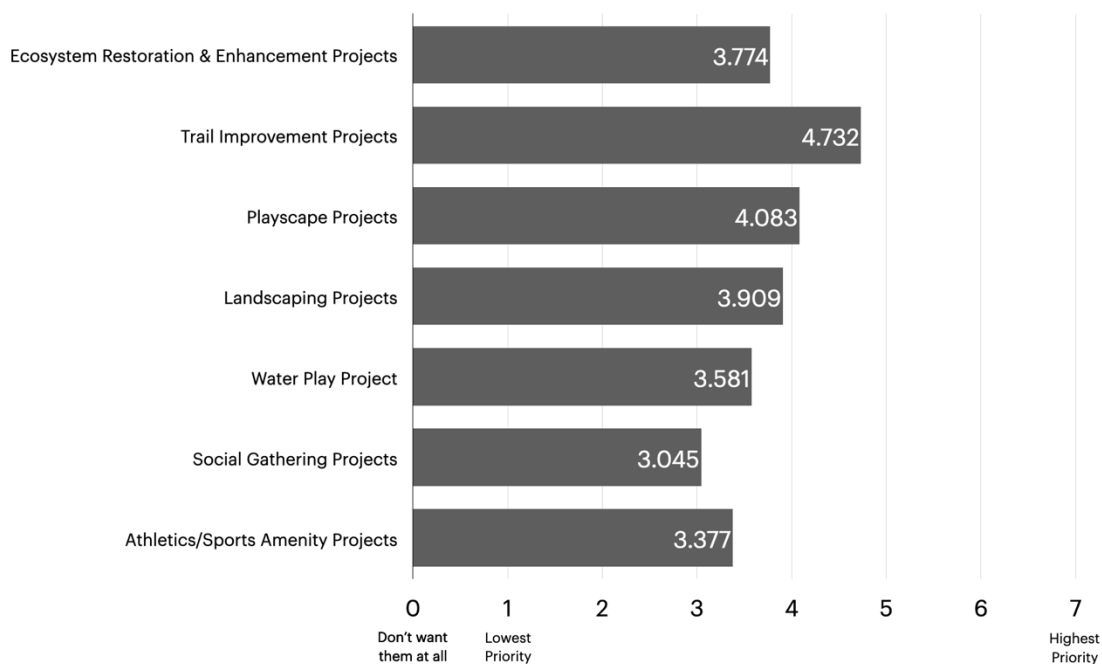
Closed-Response Question 1: *Please tell us how you would prioritize the following list of park system project types that focus on physical changes to parks and ponds (with “1” being the highest priority). If you’re not interested in a particular project type at all, check the box to the right of that project “I don’t want these projects at all.”*

Figure 6 shows the average ranking for each type of physical improvement project. Note that for the purposes of this chart, the data was reverse-coded (i.e., first priority = high score of 7; last priority = low score of 1; don't want the project at all = score of 0) This helps make Figure 6 easier to interpret, as people tend to associate higher scores/rankings with higher desirability.

Overall, trail improvement projects received the highest average ranking, followed by playscape projects. Social Gathering projects received the lowest average.

Figure 6: Physical Improvement Project Priorities, Average Rankings *

Total # of Responses = 265



**Note: for presentation purposes, the data shown in Figure 6 were reverse-coded so that a higher average number would indicate a higher priority.*

Figures 7.1 through 7.7 show the results of survey question 1 differently, with each chart showing the breakdown of rankings for that specific project type. 45% of respondents indicated that trail improvements were their 1st or 2nd priority project type, with only 5% of respondents indicating they don't want trail improvements at all. Water Play Project received the most interesting set of responses, with 34% of respondents indicating this is their first or second priority project, and almost the same number of respondents, 32%, indicating it was their last priority or that they didn't want the project at all.

Figure 7.1: Ecosystem Restoration and Enhancement Projects, Priority Rankings

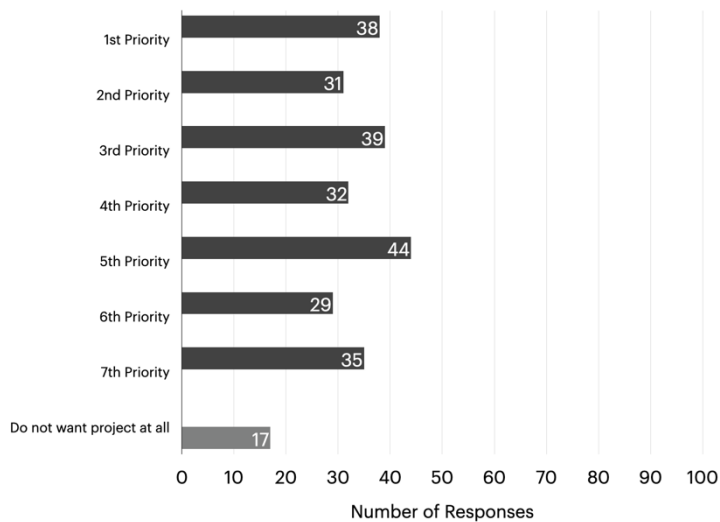


Figure 7.2: Trail Improvement Projects, Priority Rankings

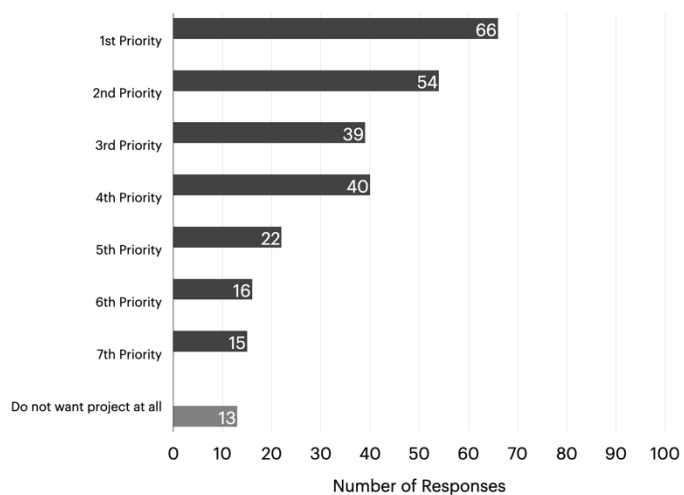


Figure 7.3: Playscape Projects, Priority Rankings

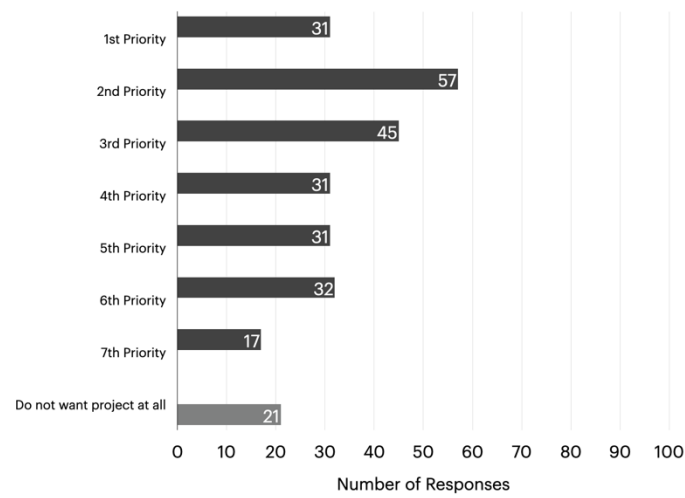


Figure 7.4: Landscaping Projects, Priority Rankings

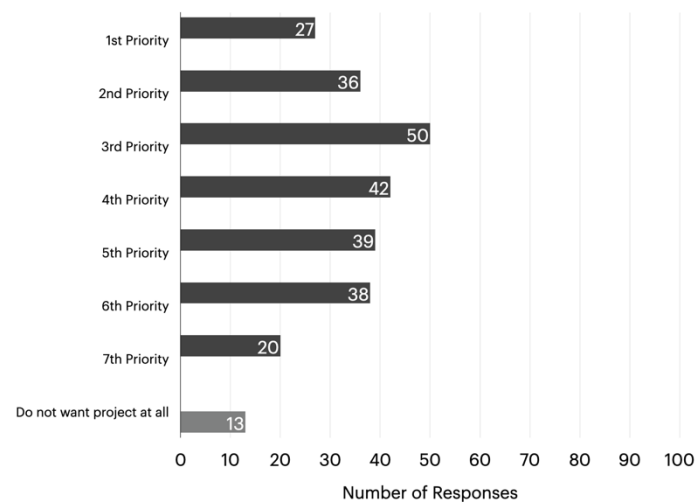


Figure 7.5: Water Play Project, Priority Rankings

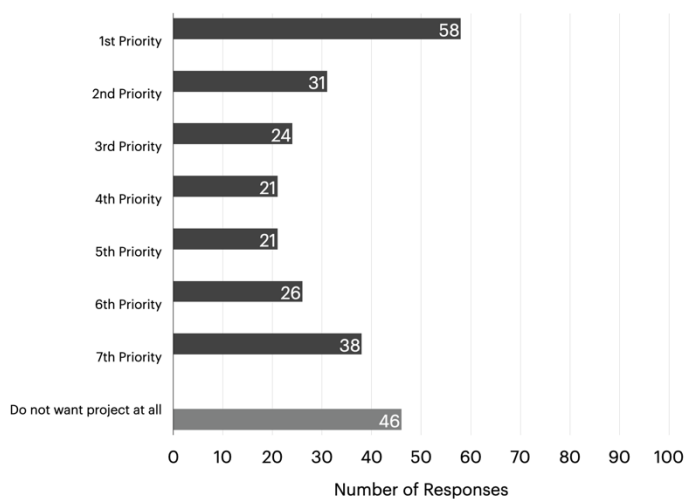


Figure 7.6: Social Gathering Projects, Priority Rankings

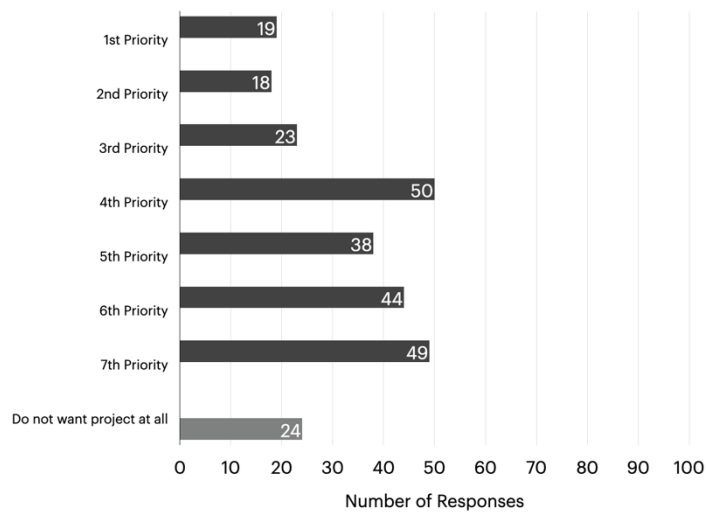
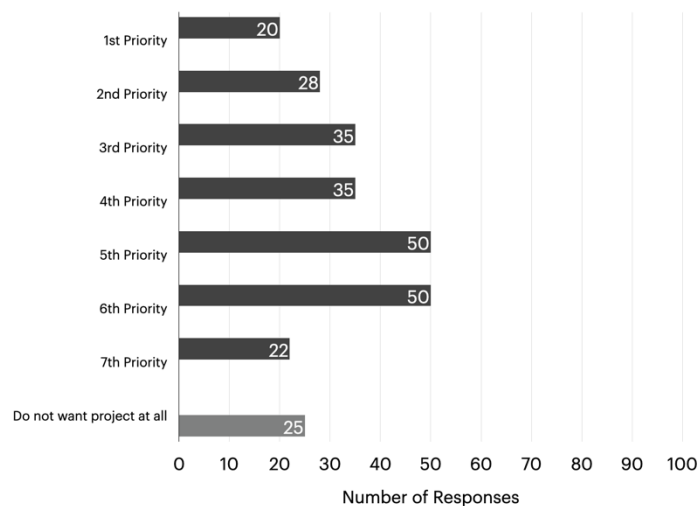


Figure 7.7: Athletic/Sports Amenity Projects, Priority Rankings



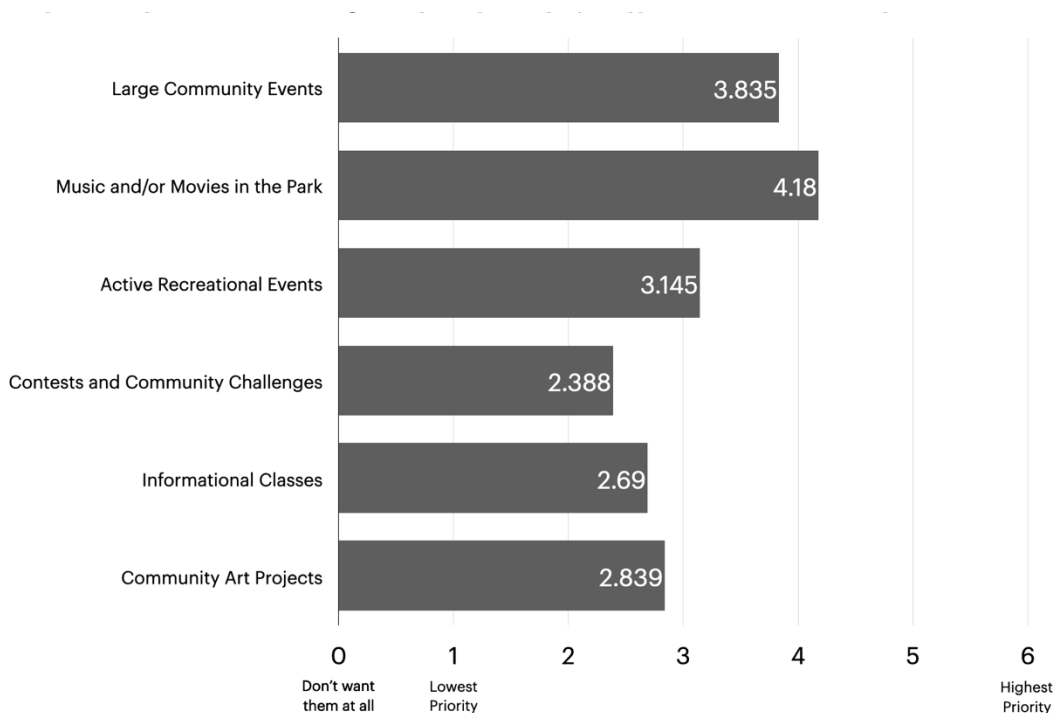
Closed-Response Question 2: *Please tell us how you would prioritize the following list of park system project types that focus on how our parks are used (with “1” being the highest priority). If you’re not interested in a particular project type at all, check the box to the right of that project “I don’t want these projects at all.”*

Figure 8 shows the average ranking for each type of physical improvement park use project. Note that for the purposes of this chart, the data was reverse-coded (i.e., first priority = high score of 7; last priority = low score of 1; don’t want the project at all = score of 0) This helps makes Figure 8 easier to interpret, as people tend to associate higher scores/rankings with higher desirability.

Overall, Music and/Movies in the Park received the highest average ranking, followed by Large Community Events. Contests and Community Challenges received the lowest average.

Figure 8: Park Use Project Priorities, Average Rankings *

Total # of Responses = 255



**Note: for presentation purposes, the data shown in Figure 8 were reverse-coded so that a higher average number would indicate a higher priority.*

Figures 9.1 through 9.6 show the results of survey question 2 differently, with each chart showing the breakdown of rankings for that specific park use type. 55% of respondents indicated that Music and/or Movies in the Park are their 1st or 2nd priority. For Contests and Community Challenges, only 14% of respondents indicated this as their 1st or 2nd priority, and 18% said they didn't want these uses at all.

Figure 9.1: Large Community Events, Priority Rankings

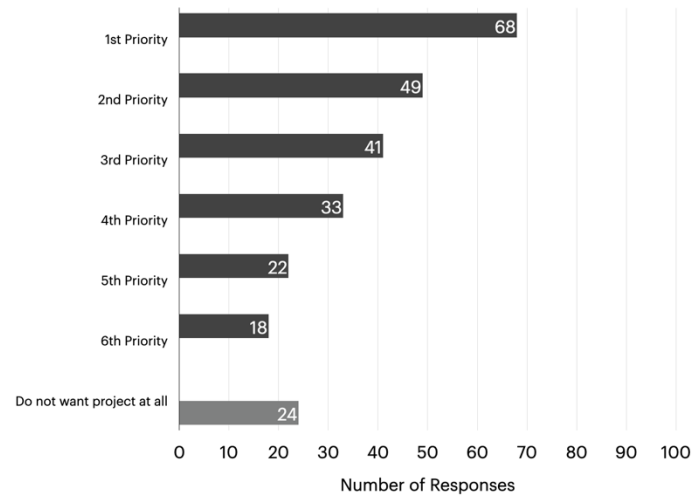


Figure 9.2: Music and/or Movies in the Park, Priority Rankings

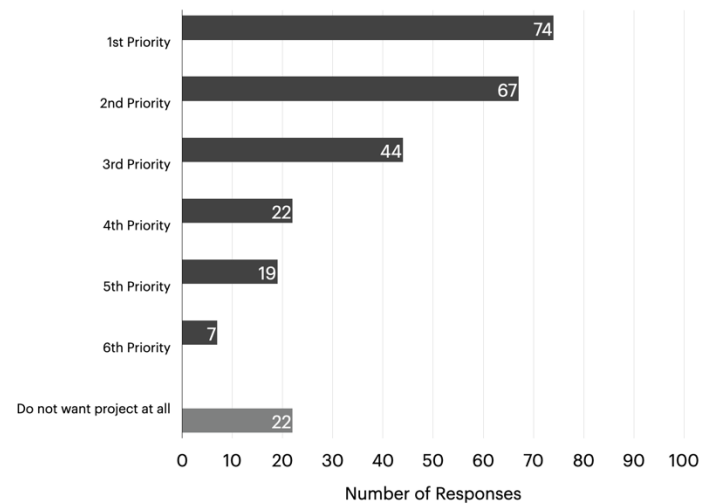


Figure 9.3: Active Recreational Events, Priority Rankings

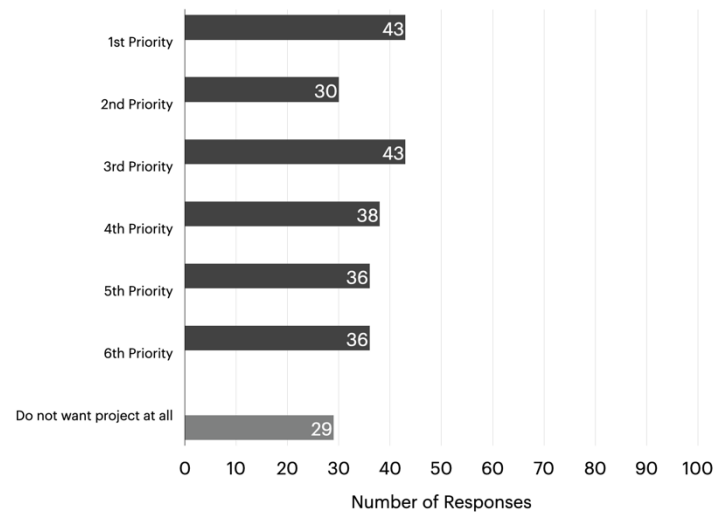


Figure 9.4: Contests and Community Challenges, Priority Rankings

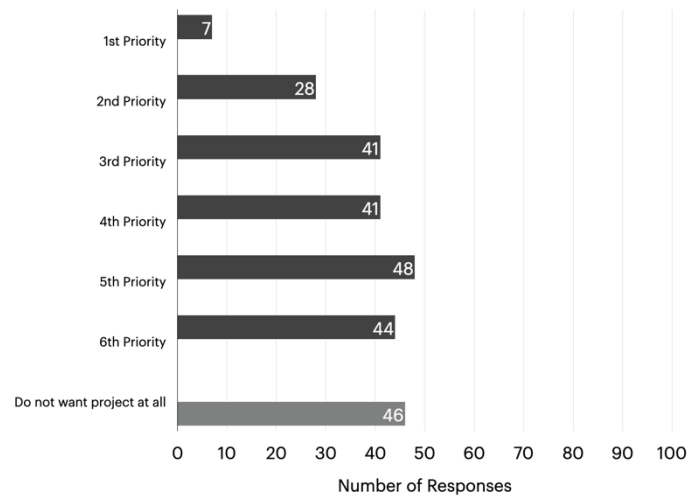


Figure 9.5: Informational Classes, Priority Rankings

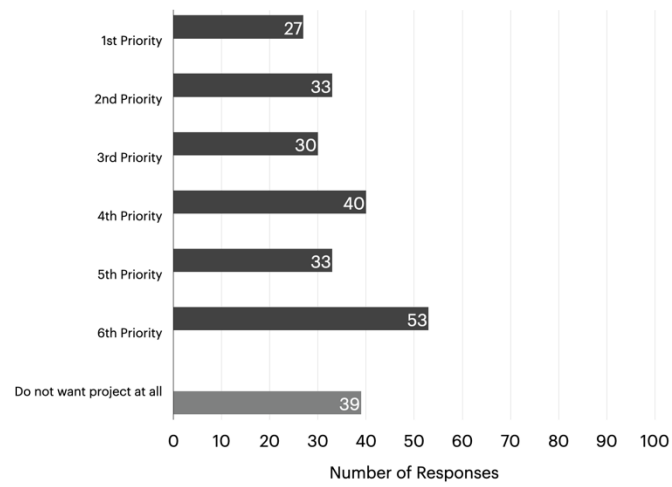
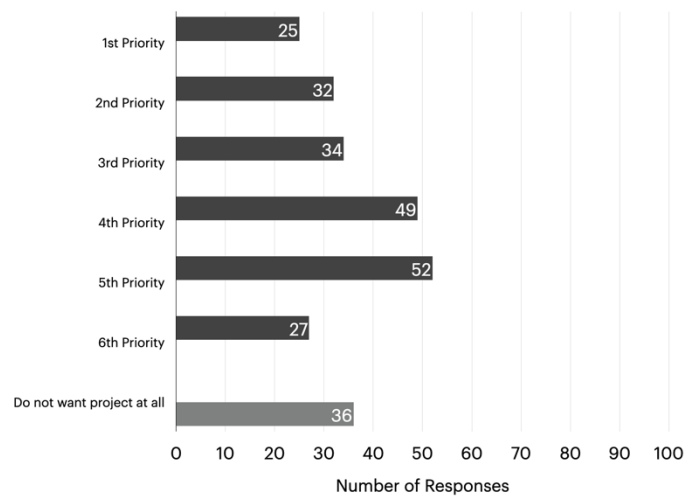


Figure 9.6: Community Art Projects, Priority Rankings



Closed-Response Question 3: *Over the last 6 years, the District's yearly park expenditures have ranged from roughly \$45 per person per year to roughly \$150 per person per year (Based on a population of 5,478 from the 2020 US Census). As a taxpayer, what do you think is the right amount to pay per person, per year for our park system?*

Low end: \$45 (This is the minimum amount we need to maintain what we have and includes mowing and basic landscaping services, repairs, and minor replacements, but does not include any changes or improvements to what we have).

High end: \$150 (This is the equivalent of \$575,000 for improvements in addition to basic maintenance).

Figure 10: Annual Park Budget Preferences, Amount Per Person, Per Year
Total # of Responses = 253

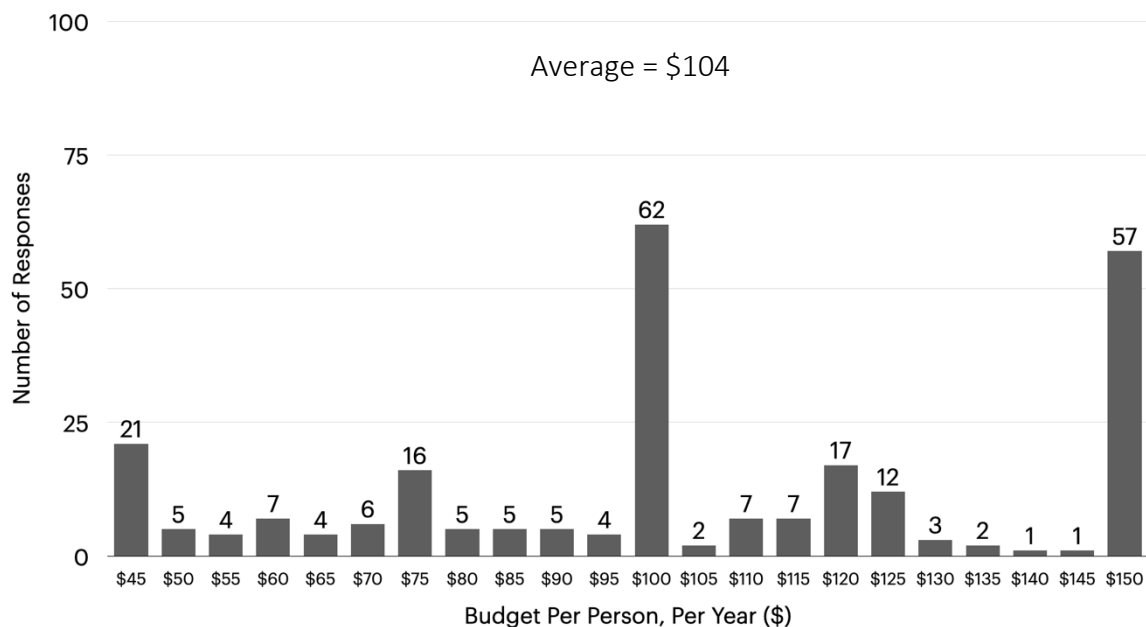


Figure 10 shows results for survey question 3. Respondents could select a number, in \$5 increments on a sliding scale that started at \$45 on the low end and ended at \$150 on the high end. The overall average response was \$104, which, if multiplied out would be the equivalent of roughly \$570,000 per year. Roughly 68% of respondents indicated they would be comfortable spending \$100+ per person per year to improve the District's park system.

Respondents were then asked an open-ended follow up question.

Open-Ended Response Question 3a: *Is there anything else you would like to tell us about your answer to this question?*

All responses to this question are available in Appendix B.

Based on a review of all responses received for this question (104) the most repeated theme by far was that quality parks are worth paying/parks are valuable to the community (43 responses out of 104, or 41%).

Other repeated themes:

- Need or want more details and context to really answer the question (6 out of 104, or 6%)
- Don't want higher taxes/keep taxes low (5 out of 104, or 5%)

Open-Ended Response Question 4: *Is there anything else you would like to share with us?*

All responses to this question are available in Appendix B.

Based on a review of all responses received for this question (76), the most repeated themes are summarized below:

- Thanks for conducting the survey/park plan (13 out of 76, or 17%)
- Parks are a valuable part of the community (10 out of 76, or 13%)
- Would like more dog parks/off-leash dog areas (8 out of 76, or 11%)

Survey Limitations

As with any survey, there are limitations in the data and methodology that must be acknowledged and considered. Below is a summary of observed limitations, followed by a brief discussion of how the data is being used.

1. Survey respondents were self-selected, meaning that individuals who knew about the survey decided whether to take part in it, and that decision alone could represent something about those people that influences the data collected. For example, the people who choose to take a park survey may, on average, feel more strongly about parks, one way or another, than the average District citizen, so their responses to the questions may be inherently differently than those of someone who didn't choose to take the survey.
2. Based on the available data, the opinions of young adults (18-25) were underrepresented in the dataset.
3. The survey was online, and even though paper copies were made available, they were not as widely accessible as the online version of the survey, and not nearly as convenient to turn in, which means that people who are not comfortable using the internet or don't have easy access to the internet were much less likely to take the survey.
4. The Project Team made the decision to ask simplified questions about project priorities that lacked detail about the inherent costs associated with different types of projects. This approach was chosen deliberately both to make the survey accessible and straightforward for respondents and out of necessity, as neither the scope of this project nor our survey software allowed for more complex questions. Nevertheless, we acknowledge that respondents may have prioritized projects differently if cost data were available.
5. The Project Team made the decision to ask a single and relatively simple question about park spending that was tethered to the reality of our District's annual budget and that put costs in terms relatable to most people (dollar amount per person). We acknowledge, however, that without detailed information about the District's overall budget picture and how the District pays for its park facilities, some respondents found it difficult to answer this question.

In order to ask detailed questions about budgeting that tie project prioritization to the budget and force real-world trade-offs between competing projects, the District would need to embark on a more dedicated process to educate and engage citizens and would also need software capable of managing complex budget questions and responses. This type of process is generally referred to as "Participatory Budgeting." Such an initiative

may be appropriate for the District to advance in the future but was outside the scope of this planning project.

Despite these acknowledged limitations, the planning team's objective in analyzing the survey results was to look for the key *stories* or clear *patterns* in the results that can provide general guidance as we prepare plan recommendations and an implementation strategy.

In addition to looking at the results of the three closed-response questions and the descriptive statistics associated with those questions (e.g., percentages, averages), we also looked closely at how responses interrelated with the responses to other questions and took great care to read and analyze the open-ended responses.

Regarding the results of the budget question in particular, these data serve merely as a guide for future decision-making, and the results of this question were never intended to bind the Board of Directors to spending a particular amount every year. Rather, annual decisions about the District's budget will continue to be based on a wide variety of considerations and the District's overall needs each year.

Nevertheless, the budget data does demonstrate a couple of key things, which are helpful as we think about what projects and initiatives we can realistically achieve over the next 5 years : 1) The majority of survey respondents consider our park system to be a vital part of our community's infrastructure and are willing to pay appropriate taxes to it; and 2) The average amount spent over the last six years is fairly well aligned with the average preferred per person/per year amount reported by survey respondents.

Appendix A: Survey #2



WTC MUD No. 1 Park Plan Community Survey 2: Project Priorities & Budgeting

Welcome! WTC MUD #1 is updating our Parks Master Plan with the help of Verdunity, and we need your input.

Please take a few minutes to fill out this simple survey asking for your input. Your participation will help us prioritize future projects and appropriately budget for our park system. It should take you less than 10 minutes to complete the survey.

WTC MUD No. 1 owns and operates 6 parks, as well as 8 detention ponds that have been designed to offer additional recreational amenities.





WTC MUD No. 1
5-YEAR PARK PLAN

Based on the community input we received earlier in this process, the park planning project team has developed a list of potential projects for improving our park system. Now we need your help in prioritizing them. We've divided potential projects into two categories:

Facility & Amenity Improvements

These involve physical changes to park spaces.

Community Programming Improvements

These relate to how the parks are used--the events, activities, and uses that make the parks better places for people to spend time.

Please note that we consider maintenance of existing amenities to be our first and most important goal. The next two questions focus only on prioritizing potential improvements or changes.

First we will ask about facility & amenity improvements.

Please tell us how you would prioritize the following list of park system* project types that focus on physical changes to parks and ponds (with "1" being the highest priority). If you're not interested in a particular project type at all, check the box to the right of that project "I don't want these projects at all."

(1 - Highest Priority, 7 - Lowest Priority)

☐

Ecosystem restoration and enhancement projects (such as tree planting and restoration of native habitats)

☐

Trail improvement projects (connecting and completing trail segments and improving signage, shade, and safety features)

☐

Playscapes projects (new and different playscape and creative play options for a range of age groups and abilities)

☐

Landscaping projects (beautification, safety, and access improvements to improve comfort and experience, such as new lighting)

☐

Water play project (Such as an interactive fountain, splash pad, or similar amenity where people can get wet)

☐

Social gathering projects (spaces designed for people to spend time together)

☐

Athletic/sports amenity projects (such as upgrades to the tennis, pickleball, basketball, and volleyball courts)

If there are projects that you don't want at all, mark the boxes with N/A.



WTC MUD NO. 1
5-YEAR PARK PLAN

Please tell us how you would prioritize the following list of park system project types that focus on how our parks are used (with “1” being the highest priority). If you’re not interested in a particular use at all, check the box to the right of that use “I don’t want these uses at all.”

(1 - Highest Priority, 6 - Lowest Priority)

☐

Large community events (e.g., 4th of July BBQ, Spring Egg Hunt)

☐

Movies and/or music in the park

☐

Active recreational events (e.g., sporting tournaments or competitions, community run/walk events)

☐

Contests and community challenges (e.g., Fairy Garden Contest, scavenger hunts, photo contests)

☐

Informational classes (e.g., lessons on native landscaping, etc.)

☐

Community art projects (e.g., murals, pavement painting)

If there are projects that you don’t want at all, mark the boxes with N/A.



WTC MUD NO. 1
5-YEAR PARK PLAN

Budgeting for Parks

Over the last 6 years, the District's yearly park expenditures have ranged from roughly \$45 per person per year to roughly \$150 per person per year.*

As a taxpayer, what do you think is the right amount to pay per person, per year for our park system?

**Based on a population of 5,478 from the 2020 US Census. this*

Low end: \$45

This is the minimum amount we need to maintain what we have and includes mowing and basic landscaping services, repairs, and minor replacements, but does not include any changes or improvements to what we have.

High end: \$150

This is the equivalent of \$575,000 for improvements in addition to basic maintenance. this

Please mark on the line where right amount is in this range (\$5 increments)



Is there anything you would like to tell us about your answer to this question?

Is there anything else you would like to share with us?



WTC MUD NO. 1
5-YEAR PARK PLAN

Tell us a little about yourself

We'd love to be able to share the survey results with you. Please enter your email address so we can notify you when they're ready.

(if you already receive project updates from us then we already have your email address and there's no need to provide it again)

Did you provide input during an earlier phase of this park planning project? (check all that apply)

- ☐ I filled out the first community survey last May
- ☐ I participated in the park site visits and/or focus groups last spring
- ☐ I participated in the park workshops last month (December 2021)
- ☐ I have provided input about our parks in other ways (e.g., email, etc.)
- ☐ This is my first time providing input into this park planning process.

How did you hear about this survey? (check all that apply)

- ☐ Direct Email
- ☐ Large Community Sign
- ☐ Small Park Signage
- ☐ Website
- ☐ Social Media
- ☐ Word of Mouth
- ☐ Other:

How old are you?

- | | |
|--------------------------------|-------------------------------|
| <input type="radio"/> Under 18 | <input type="radio"/> 51 - 65 |
| <input type="radio"/> 18 - 25 | <input type="radio"/> 66 - 80 |
| <input type="radio"/> 26 - 35 | <input type="radio"/> 80 + |
| <input type="radio"/> 36 - 50 | |



WTC MUD No. 1
5-YEAR PARK PLAN

Which one best describes you?

- ☐ I am under 18 years old
- ☐ I am an adult without children (ages infant to 17) in the house
- ☐ I am an adult with younger children in the house (ages 10 and younger)
- ☐ I am an adult with older children in the house (ages 11-18)
- ☐ I am an adult with both younger and older children in the house (ages infant - 18)

Which of the WTC MUD No. 1 neighborhoods do you call home?

If you live in Anderson Mill West, please reference the map above to select your area of the neighborhood.



Anderson Mill
West, Area 1

☐

Anderson Mill
West, Area 2

☐

Anderson Mill
West, Area 3

☐

Lakeline Oaks

☐

Hunter's Glenn

☐

Volente Hills

☐

Do you own or rent your home?

Appendix B: Survey #1 Open-Ended Responses

Open-Ended Response Question 3a (follow-up to budgeting question): *Is there anything else you would like to tell us about your answer to this question?*

1. Our parks are lovely and well visited.
2. I guess it depends on how often one uses the parks. I love going to Sun Chase and playing disc golf at And. Pond. I walk Hatch everyday because it is closest and I love the old trees in the middle. Aster Pass is where I take the little kiddos. I'd love there to be a picnic table for adults and kids there.
3. Yada, yada
4. Consider that an elderly retired person does not have a yearly income increase.
5. no
6. I believe \$150 a year is worth every Penny to keep our parks clean, and to add more to keep them updated and inviting for everyone to enjoy
7. We love having the district parks and feel that they add to the sense of community as well as adding to the property value. This should be seen as an investment that pays dividends.
8. We are still sort of new to the community and with the hot Texas summers it would be nice for our kids to have access to a community pool.
9. Don't want to price people out of their houses but would like to see some improvements
10. If we were (hypothetically) to try for water play or a pool then I think that maybe should be a separate expense, with separate payments and separate liability.
11. I'm happy to invest more in our community if it goes towards usable park spaces for my children to play in safely.
12. no
13. Just a stab
14. No
15. No
16. I would absolutely be willing to pay the high end if it meant getting nicer parks and trails systems
17. I'm in favor of additional parks infrastructure spending if it doesn't obligate future maintenance, such as trails and tree planting.
18. I'm willing to invest more as long as it improves the neighborhood.
19. I see these spaces as critical infrastructure.
20. I think that investing in parks is incredibly vital and crucial to the growth and development of this area.
21. I think investing in our parks has immense value and is one of the things that brought us to this community years ago, enhances the whole community, and Our family is very happy with the beautiful parks and trails and our tax money invested. These special amenities also have a positive effect on the value of our homes and equity. I think money should be allocated first to repair our existing park, there are several pieces of broken play equipment and sun coverings currently at Anderson mill west park - also the landscaping has not ever

recovered since winter storm of last year. It was a bit confusing on that for landscaping ranking for funding because it mentioned the blurb about maintenance first - I wasn't sure what replanting plants was under. I think the sum mentioned of roughly 150 dollars per resident is very reasonable for our parks, especially compared with expenses of neighboring areas per resident. I think a few "loud" voices are portray parks improvements as unnecessary and overly costly because it is unwanted by them, i hope this survey is able to reach a variety of people because I think a lot of folks move to this area and stay here because of the great parks and the love being put into them. I think the parks committee needs to present data to the community about the costs of projects and taxes in surrounding areas so folks in our community can have more data about costs and what a good value we are getting for our current taxes and parks.

22. I think that maintenance/improvements to our parks is integral to our community staying active and in nature.
23. Access to multiple clean, useful, and walkable parks are what make our neighborhoods so desirable to families. They are areas to help build relationships and make us feel more like a community than just a bunch of houses sharing a zip code. I'm completely behind improving each of the parks in our MUD as much as financially possible.
24. Well, budget is finite, so if we allocate more to these projects, what are we giving up on?
25. I appreciate the value that having well-kept, functional and used public outdoor spaces provides to both my family and community so it is worth spending money to make this happen. Annually, \$100 per person feels appropriate for the spaces in the MUD with the understanding that occasionally (a one time year or two-year project) might be a little higher.
26. I don't want to fund amenities that I wouldn't use or that don't increase my home's value
27. We highly emphasize on the importance of the playground
28. \$150 per year is not a lot.
29. Nope
30. I feel like me contributing \$100/ year toward park maintenance feels about right.
31. I am not in favor of additional lighting. Prefer darker skies. I would like the streetlights to be lower lumens and downward directed only. Other landscaping improvements welcome. Also would like MUD personnel to remove any graffiti as soon as possible.
32. I feel that I get so much out of the parks around here that they are worth at least the amount I put.
33. No
34. Our parks are what make this community great to live in
35. I feel like improving the community is great for our usage and also our property values. No one wants to see taxes go up, so maybe a medium between taxes and fundraising would work well.
36. I appreciate our parks system and use it a lot so I would think as a user that it is acceptable to pay at least \$125 per person. The parks are such an asset to our community and we should care for them and make sure they are usable for everyone and for a long time.

37. Have a fee for services to pay for additional activities. Sport courts should have a fee. General park use should be free.
38. No
39. N/A
40. Yes. I think your fine structure is such that you should be able to finance all of these thing's without residence paying anything more. The fine structure is ridiculously high and should be lowered
41. I like the idea of continuous improvements to our park space. They build community and add value to our neighborhood.
42. \$10/month per person just seems to be a "fair & equitable" amount. Definitely want "improvements" so MORE THAN the low end maintenance only allocation.
43. Money used to create parks that don't require substantial long term upkeep is preferable. Clear the path between Madeline loop and the other park is a one time big investment and not so much long term. This is much more valuable to residents.
44. MUD taxes are too high already.
45. Safety 1st!
46. It would be better if this was a scaled rate based on occupancy and not just per dwelling.
47. I don't mind paying if it improved quality of life and property values
48. I know that even \$15s more will help a lot to get projects done
49. With young children, we utilize the parks quite a bit. Investing in them would only want us to use them even more especially with improvements made.
50. More maintenance of existing walking trails is needed. Some need refurbishment including border and/or crushed granite paths.
51. No
52. I don't feel that I have enough information for this response. How is the money obtained? Does a lower cost put money back in my pocket? If not, what are the other options for spending it? I think if I knew my options, I could better prioritize the amount for each project.
53. Retirement incomes do not increase so increasing MUD costs is burdensome.
54. Please do it faster
55. This is a hard question to answer with a meaningful answer.
56. Nope
57. Is this amount per household or per person?
58. I think the parks are okay as is
59. Everyone is having to tighten their budgets right now with the rising costs of essentials like groceries. It doesn't seem like a good time to go all out on new projects. There is plenty of maintenance that is important to address.
60. I think parks are extremely important for the community and the monies spent should reflect that.
61. I don't have a good understanding of what an appropriate amount would be or comparison to other communities of similar size. This question is best left to experts in funding and planning.
62. I want a skate park, so I'm willing to pay

63. Money spent on parks goes right back into the community. It pays real human beings and improves our area. I am sure that y'all will do a better job with my \$150 bucks than I could with the same goals.
64. Maybe make it a sliding scale for those with lower income
65. Any opportunities for public private partnerships, sponsorships?
66. Quit doing dumb things in the parks that nobody wants and cost too much money. Case in point - yoga decks.
67. State of the park system amenities surround this mud district, all within walking distance, including athletic fields, water parks, pools, playscapes, community gardens and the like. The system types described in #3, are also offered free of charge to residents of this mud. Cedar Park hosts Easter egg hunts, movies and music in the park, and miles of walking trails in the new Lakeline park opening in the spring of 2022. There is no cost for mud residents to use these Cedar Park amenities. Don't copy them at a cost to ALL residents when only a small fraction of mud residents will actually use them.
68. We need more/better street lights. Less light pollution the better.
69. Parks are important to me and my family
70. Middle range seems good.
71. I love our parks, but they could be improved and become an even greater asset to our community. I'd love to see investments made in them and how they are used to bring residents together.
72. I would like my tax dollars to go toward things I will actually use.
73. I believe a \$150 per year is still a low amount to keep our parks beautiful and to plant trees where they die or have been damaged. We need trees and good play equipment for children.
74. Investing in our parks should have a positive influence on our property values and neighborhood character
75. Park spaces and neighborhood gatherings are important aspects of a community. Especially after the pandemic and moving forward, this can improve mental health, and make the area a safer place to live. When more people are out, they interact face to face, bringing a sense of community and a certain amount of pride in where we live
76. It is my honor and duty to spend money on improving my neighborhood.
77. Our parks and green spaces are perhaps the most important thing we need to protect, as a community, right after public safety.
78. As a senior on a fixed income, I want my taxes to be as low as possible!
79. Simply put, I am willing to pay on the high end if there are seen results of money being spent.
80. balance between need\wish and really needed
81. It'd be a good idea to understand the distribution of residents in terms of families, single households, elderly, professionals, etc. Families and elderly probably use the parks the most while singles/professionals less. So, perhaps cost should reflect who the majority of users are...?

82. Little return on parks.
83. As an accountant, I like this question. But I think it presents the issue of money without adequate context.
84. No
85. Inflation
86. I would pay more if a dog park was included in the list of proposed improvements.
87. Our parks are already great and there is no need to spend more tax payer monies on them aside from some community events. Either bank the monies for future emergencies or needs.
88. no
89. Define "per person" in a better way.
90. I think it's important to prioritize like this survey is intending to figure out-what will be most valuable to the most residents
91. N/A
92. I think minimizing taxpayer contributions is priority as I think current park amenities are satisfactory. In my opinion, just better lighting is something that I would say is needed. Everything else is extra that obviously comes at a cost. Community events are a good opportunity to meet neighbors...depending on the event. I, personally, have not been able to participate in the events in my neighborhood either due to scheduling conflicts or because the event was very family oriented. I understand that activities geared towards children/families and easier to plan, but as someone living alone, I don't feel all that comfortable attending such events.
93. A strong budget for community spaces and community projects pays for itself in personal enjoyment and improved property values. I'm fine with paying more to keep public spaces functional and enjoyable
94. I do not want taxes raised. I'd like to see our current tax dollars utilized for what the residents want. For example, I'd rather see our dollars used for these park improvements rather than enforcing restrictions on street parking. I am NOT in favor of raising taxes for any reason.
95. No
96. Advertise it as \$12/month and it's a much more manageable and reasonable number
97. n/a
98. I think it would all depend on what the improvements are.
99. As a senior that doesn't use these facilities. Seniors should be exempted from these fees. The above amount will not let me enter zero. You fixed this so no one could enter anything less than \$45 dollars. I can't enter my response without saying at least \$45. That way you get data that is not accurate or my desire. This is not a fair response. I can't submit my response without entering \$45. My response is actually zero.
100. For such a small investment per person, we could make this place a really great place to live.
101. If we had a pool it would be higher

102. We pay taxes, if the city spent money more wisely we wouldn't have to pay park fees on top of the taxes.
103. Provide and promote strategies (dos and don'ts) of neighbor watch. - Provide fair cost plants, trees and mulch to the community to encourage property maintenance. -Digital Media distribution emails (By self enrollment) of projects and budget management to residents.
104. \$150 per year to make our neighborhood better is great. I think we all need to understand if we put money in the areas can look better. I hope we can make more trails and plant more trees and have more lighting at entrances and in the parks.
105. Willing to Spend money to keep our parks friendly and safe for families
106. If it's needed to improve and maintain the parks then that's what need to be done!
107. I am wondering if the freeze damage increase the average. Maybe next year it will stabilize.
108. Parks should be the #2 priority of the elected directors.
109. Park space is very valuable but hopefully not at the expense of community services for safety and maintenance
110. N/A
111. 100 annually for the income ranges in our neighborhood seems reasonable.
112. From my recollection, the newer board members ran under a fiscal responsibility angle. The mud district has the responsibility to handle infrastructure before parks. I do enjoy having better parks than some surrounding areas, but I liked the water bills not being raised for pretty amenities.
113. Do water play areas.
114. Preservation or restoration of habitat, and natural landscapes that everyone can enjoy are crucial in my opinion.
115. My husband and I are expanding our family, and are excited to use the new amenities coming our way in cedar park, and are willing to invest in them.
116. Beautify our area and make them more family and kid friendly
117. No
118. Would anything above \$45 per WTCMUD1 tax payer amount raise MUD taxes or is the per person amt for parks an amt allocated out of current revenue?
119. \$30/quarter
120. not at this time
121. Usable parks are a major amenity in the MUD.
122. Yes it's time to put in more for lightening in the neighborhoods, fix the pathways, trails and plant more trees and maybe to bring back 4th of July parties that this money would go to.
123. The improvements made to add trails, street lights, create space using the drainage ponds have had a dramatic positive impact on the community. This must continue for our community to maintain its appeal. We have 2 elementary schools in the district with the middle and high schools walking distance. Good schools and outdoor space are what will keep property values stable during economic swings.

Open-Ended Response Question 4: *Is there anything else you would like to share with us?*

1. Bench swings under trees would be nice in all parks.
2. I think \$100 of my tax dollars going to the parks is very reasonable for the upkeep of our wonderful parks. Not many neighborhoods in our area have great parks like ours.
3. More yada?
4. n/a
5. no
6. I would like to see a play scape replaced on sun chase, lightening at all entrances and at the gazebo on Old mill.
7. I'm using dog park and willing to pay for using it (annual fee for gate key like in Anderson Mill).
8. I really want more imaginative play items like play houses, stationary vehicles or fort type structures. We have a 3 year old with twins on the way and spend a lot of time at the park. Slides and swings alone get a little boring. Different themed parks would be nice too. We have 10 parks within a mile and for the most part they are all the same. We need more variety. Thank you for taking our thoughts into consideration!
9. The parks are beautiful. Keep up the good work and let's keep planting more trees! So many froze in winter 2021. Let's replace those trees!
10. Sun chase park needs a playscape ASAP!
11. no
12. No
13. When will we have a pool
14. Bike lanes/routes
15. I'd love to see a dog park in our area, pickleball courts and nature walking trails in the lakeline oaks side of the neighborhood
16. There's no safe, off leash, play space for dog owners in and near lakeline oaks. I notice a lot of people take their dogs to Nauman Playground after school lets out so their dogs can get some exercise. I really would love a place nearby where the dogs can play and socialize. The space next to Nauman would be great, it's completely underutilized.
17. Thank you everyone for all the love they have put into our parks - the children in the community get to much joy and friendships there! Our family would love to have a water feature. The Butler park fountain is so inspirational in that it goes all year round in downtown Austin which is beautiful aesthetically but also fun for the kids to splash around in. I wonder if a mini version of a fountain or a small but pretty water feature might be possible - beautiful for everyone to look at and fun for the kids and useful year round. In the surrounding areas most of the splash pads are open for just 3 or 4 months when really with Texas weather kids would enjoy splashing around more like 10 months of the year, just as the Butler fountain in downtown Austin is open year round! This would be a unique thing for our area rather than driving 30 or 40 minutes downtown. Whatever water feature we consider it would be wonderful and unique if it was possible to function year round. If budget is a question I would vote for smaller water feature with year round fountain dual purpose play and pretty :-) thank you guys for all the love and thoughtfulness you are

- putting into our parks! Whatever the outcome, I hope our community has a attitude of friendliness and good will :)
18. Thank you for continuing to focus on our parks and providing us an easy means of giving feedback!
 19. I would like a survey into on street parking for the minor part of the MUD still being enforced for this. It can save on money that we can give to parks and safety, shift the focus. Thank you!
 20. Thank you for gathering input from the community.
 21. Would like to see the MUD getting some of the dead or overgrown vegetation cleaned up in peoples yards
 22. Thank you for your hard work! I look forward to the park improvements and community events.
 23. This all sounds great. Basically, the most important stuff for me is good, safe things for my kids to play on.
 24. This was difficult because all of these ideas are wonderful and I would love to see them implemented, almost equally. I chose the ones most geared to children because I have children.
 25. No
 26. Something really needs to be done about all of the non-residents that use Anderson Mill West Park. It has become dangerous for residents to drive past the park with all the cars parked along the street and people walking right out into the road without looking, cars pulling out without looking, people stopping their cars in the middle of the road to chat, and cars parking in the red zone blocking the visibility to the road to be able to turn. It has become more than just an inconvenience to residents, it is dangerous. In addition, the door to the tennis courts is often left open which has resulted in a lot of miss-use of the courts and vandalism.
 27. Thank you
 28. I would love to see a splash pad put in for our children to use! I love the Robin Bledsoe one as it is fully fenced with shade and tables. More shade and tables would be amazing!
 29. Thank you for what you do!
 30. Thank you for all of your hard work.
 31. No
 32. N/A
 33. Get rid of the restrictions that don't allow parking on the street in the middle of the night. That rule does NOTHING to protect property values and it is only imposed on some residents and not all. Not fair.
 34. n/a
 35. Thank you for the opportunity to provide input!
 36. Less money on events and more on creating a gated community.
 37. This survey doesn't work well on Android phones
 38. Community activities would be nice
 39. No

40. Please make improvements to the park in the alley - it looks abandoned and not as safe for kids anymore
41. N/A
42. Make and maintain a trail connecting Little Elm Pond and Madeline Loop
43. We moved here because of the parks.
44. The equipment in the Volente Hills park needs some repair.
45. Nope
46. No changes needed to parks
47. I love the idea of gathering community members. It's harder to meet neighbors now and it would go a long way to get know who lives around you. Maybe a color coded first name tag for your street so that you could walk over and introduce yourself. It would promote a bit of familiarity with those around you.
48. I think the parks are the most valuable and impactful part of our MUD, and we should prioritize keeping them at the highest possible quality and usefulness. We should always be improving and adding to our parks, in addition to maintenance.
49. Please build a skate park, to get kids off the streets and out of trouble.
50. Playscapes need to have variable designs for older children. Round Rock has done an amazing job with this. Look at Pepper Rock zip line, Joanne Land obstacle course. Play for All Park is an absolute dream and we don't have anything close to that in this area. Thank you.
51. Spend less of my money on your personal projects and focus on your job better of giving me and my family clean and safe water.
52. Water at the dog park and a splash pad are my two priorities
53. This survey is disingenuous. It does not include the cost of each park system being presented. The cost of planting a tree is far less than a water play project that comes with ongoing maintenance and repair. Those details are essential to prioritizing and budgeting.
54. We appreciate the thoughtfully designed flood control parks. Very intentional and it makes the neighborhood a nicer place to live
55. Thanks for the chance to provide input.
56. I appreciate that the MUD is doing this planning process for our parks and that it is transparent and inviting public engagement. I don't have time to attend your monthly meetings, so I appreciate being able to share my thoughts in this way.
57. I did not know we could pay more to make the community nicer. How do we get this information out to others.
58. No activities where there's no parking.
59. Filming in the parks should not be allowed
60. This budget is an important part of WTC MUD #1, thanks for the opportunity for input and improve the area.
61. We need a playscape in Sun Chase Park.
62. LOWER TAXES!
63. no
64. Connected bike and hiking trails. Increased safety measures. Community programs.
65. Would love a pool in our neighborhood and public golf course

66. No
67. I would like more dog park areas.
68. Just because there is extra money in the budget does not necessitate the need to spend. Please be good stewards of tax payers monies and if possible cut the needless expenditures.
69. no
70. I would love it if Aster Park could be converted to a dog park. It is rarely used and there isn't an equivalent park nearby.
71. No
72. I haven't noticed any dog parks. Is that in the proposal as well? Also, my selections were difficult to make as I would prioritize differently based on park size and location.
73. Thank you for conducting this survey
74. No
75. Turn more neighborhood reservoirs into fenced in dog parks
76. Thank you for doing this.
77. n/a
78. Included in the athletic section should be frisbie golf,
79. Seniors should be exempted from these fees. Your survey changed my response from zero to \$45. I don't want to pay \$45 I want to pay zero
80. 1.-Plant trees In London Lane Pond to recover from the hundreds of trees cut in the land next to it. 2.-Install a fence in the basketball court in Anderson Mill west park (next to Cypress elementary) To avoid ball to run all the way to el Salido street. No need to be fully closed so all community can always access it. Thank you!
81. please continue to make our neighborhood better. Tress please at the dog park on London lane, Have you seen what they did behind the park? can we put lightening in at each entrance off of Anderson Mill coming into the neighborhoods. This is too needed. I saw today a path being put in at the park. can this be extended all the way across to keep our kids safe? can we add more gravel at the parks they are disappearing.
82. would like new trees planted on London lane to hide the new buildings coming in . Could we get lighting on the park forest sign off of Anderson Mill. Trails and nice park make our neighborhood attractive
83. I am not against spending money on beautifying our parks, but want to make sure that is spend wisely.
84. Do what is right for the residents. Don't let the goons win.
85. Not at this time
86. Our parks look and function generally well. Some additional signage throughout the neighborhood showing where some of the smaller parks are could be nice. A trail system throughout the neighborhood would be a great way to get kids off the main roads when traveling between parks.
87. Make it easy for disabled people to be accessible
88. Thank you for letting us give input on these decisions!
89. No
90. No

91. Continue to keep MUD members informed as you've been doing. Thanks.
92. The projected costs of the priority projects would be helpful to evaluate budgetary needs.
93. Lights at both MUD tennis courts are not good enough.
94. I would love to see a space for dancers. There is no wood floor space anywhere for dancers!
95. Truly worried about not enough lightening near our entrances. With so much new buildings going in we need more safety lights coming into our neighborhood. Can we add a new wall on London lane dog park? Can we add big tall trees? Also can we add one more paved with cement path off of el Salido park to cypress elementary. Keep our kids safer!!! Please
96. I see the social media posts attacking our community. A few clucking chickens do not represent the community.
97. We need a splash pad/ pool desperately for our neighborhood. The vast majority of our year is hot, we need this.